



Patchers at the Lakeshore News

www.palsquiltguild.org

February 2024

PALS Quilt Guild Meeting

February 5, 2024, Meeting
6:30 PM

Fellowship Reformed Church
4200 Apple Ave. Muskegon

2024 PALS Executive Board

Chairpersons**

Barb Reynolds

Co-Chairpersons**

Unfilled

Secretary**

Jean Anthony

Treasurer**

Susan Baker

Asst. Treasurer

Paule DeLong

Media**

Deb Taylor

Resources**

Kathy Preston

Committees

Marketing

Peggy Perez & Betty Brode

Membership

LuAnne Sloop

Historian

Cheryl Nicholson

Donation Quilts

Suzette Mattson

Library

Karen Benham

Lighthouse Liaison

Lisa Schooley

Hospitality

Lisa Schooley

Next Board Meeting

February 26, 6:00pm

Next Newsletter Deadline

February 10, 2024

quilterscafe278@yahoo.com

From Your Chair – Barb Reynolds

Happy New Year to all!

Many people make New Year's Resolutions, but I don't bother. Breaking them in the first week is too frustrating. Instead, I make goals. My first for January and February is to finish Christmas projects. My quilting has come to scheduling projects. Someone is always retiring, having babies, weddings, shower gifts, etc. Gifts are made according to the calendar.

With our recent weather, I try to grab onto Snow Days/Sew Days. As a retired teacher, snow days were a treasure. It was always treated as a special day. It's one day we can spend with family for fun. I try to spend some of my special day at my sewing machine, instead of shoveling, cleaning, and cooking.

We have some great classes lined up for Winter/ Spring. I hope everyone will be inspired and try something new.

The weather is unpredictable, so plan ahead. Make arrangements to travel with a neighbor or friend to our meetings. Meetings are cancelled if Oakridge Schools have cancelled school for the day. To paraphrase an old saying: If the Lord gives you snow- make snowmen!

See you soon!

Meeting Cancellation Information

In case of inclement weather, notifications will be sent to WZZM-TV and WOOD-TV stations. If possible, an email blast will be sent to members who receive their newsletters via email.

PALS Tentative 2024 Calendar of Events

Resources

Kathy Preston

Please come to the Resource Table and discover new projects to work on. These will be monthly patterns to build your own project. Then, each month it's optional to show your progress, ask questions or talk with fellow members about their project. We get inspiration and joy when we share our love of quilting with everyone who's interested no matter where we are in our experiences. This is part of PALS Mission.

February 5 - Chris Hornsby -Wool trunk show and class. Chris Hornsby from Green Dragonfly Studio in Grand Haven, Michigan will be offering an embroidered wool pincushion class using her natural dyed wool fibers.

The class will be February 5th, 2024, from 1-4 pm at Fellowship Reformed Church. The \$25 class fee includes the kit. Please contact Kathy Preston - Resources at 231-730-2236 or Email- ksbpreston@gmail.com by Jan 31st to sign up and receive a supply list.

Chris lives in Grand Haven with her family. She is a multi-talented artist who is often in juried art shows. She works in a range of mediums including natural fibers, fabrics, and watercolors, to name a few.

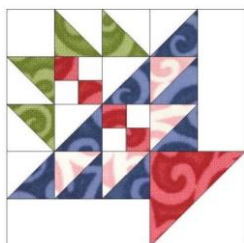


New Upcoming BOM activities

***The Basket Medallion Quilt** -Complete and show your flimsy or finished quilt. There will be a choice of 4 patterns for the medallion to start. A \$2 fee covers printing to be paid at sign up. The following 3 months, a new pattern can be picked up at the resource table to complete your next 3 rounds. Scrappy or matching, the choice is yours. You can change or add to each round to make it your own & have creative fun!

***The Birds** will be a quirky raw edge applique and will be 9 BOMs . The first block & supply list will be available at sign up with a \$5 fee for printing. Members who love applique are willing to provide a class to anyone who would like to learn this technique. A sign-up list will be ready so we can arrange a date, time, and space for a class.

The first pattern will be available for each Block of the month (BOM) at February Meeting



Be sure to sign up for the March class!



March 4-Laura Heine Collage Classes & Lecture by Certified Instructor Carrie Latesky
March 3 & 4, 2024 PALS will sponsor Collage classes by West Michigan Certified Laura Heine Educator Carrie Latesky. Each day's class will use the Teeny Tiny #5 Pattern, which includes 3 designs: Tomato Pin Cushion, Dress Form and Featherweight Sewing Machine. **Choose one design to create for class.**

Class Fee is \$90 (Pattern is Included in Fee) Each person must have their own pattern. If you own this pattern already, Carrie will substitute with another Teeny Tiny Pattern. You must indicate which pattern substitution you want at registration so she can bring it to the class. Carrie also makes fabric kits specific to the designs. **Kits are \$40 each - the background fabric is included. If you want a kit, it must be preordered and paid for at registration with the class fee. That total is \$130.**

Classes will be held at Quilted Memories Inc, 9919 US HWY 31, Montague, Michigan.
Class time is 9:30-4:00 each day. Doors open at 9 am. Please sign in first then finish preparation for class. You will need a bag lunch and beverage.

No sewing machine needed. You will need a Goddess Applique Pressing Sheet 17 x 24 or a Precision Fusing Mat 17 x 24 or larger, a small rotary cutter & mat (12x17), sharp scissors – Recommended: Karen K Buckley Blue Handled Perfect Scissors. Full Supply List will be given at Registration.

Quilted Memories will have Applique Fusing Mats, Karen K Buckley's Scissors and other supplies needed for this collage class for purchase before class. If you call owner Jill Twiss 231-893-0096 a few days ahead and she can have your selections ready.

April 1 - Garage Sale

May 6 – Amy Shotwell from Sew Let's Be Quilty- Bag Class

June 3 –Hoffman 100 Anniversary Challenge Trunk Show!

July 1 – Red, White and Blue Board Member Trunk Show. Program TBD

2024 Programs at Lighthouse Quilt Guild

January 8 - Beth Ann Williams - Celtic Blessings

February 12- Jen Houlden - Art quilts, modern & traditional quilts Jen's website

March 11 Susan Kruszynski - Susan's website

April 8 - I Own a Quilt Shop - panel discussion with owners of Quilted Memories, Pressing Matters & Birtles Quilt Shop

Threads of Friendship Quilt Show Kay Wilton, Connie Townsend, and Kathy Myers

We had a very successful Quilt Show this past May and now we are ready to start making plans for our 2025 Quilt Show. Our first job is to find two co-chairs to head the Quilt Show plans. This is a wonderful opportunity to present a great show for the quilting community, make new friends, and do a service for the PALS Quilt Guild. We have many sub-committees, and I am sure that several of them will want to do it again in 2025.

Patchers At the Lakeshore AQS Ultimate Guild Challenge for 2024

My Favorite!

Our challenge is to make a quilt.

“My Favorite Dinosaur” AND “My Favorite Color”

As adults no one asks us the important questions anymore such as “what is your favorite dinosaur?” or “what is your favorite color?” so we are asking those questions and making quilts to answer them.

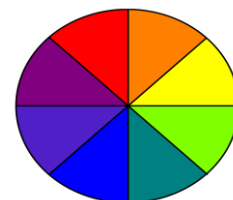

- * Quilt must be 40” wide X 30” tall
- * Quilt must contain at least one dinosaur
- * Quilt must feature a favorite color

Quilt must have a design feature that breaks the border.

Remember that we do not have actual photos of dinosaurs, all images are imagined renderings from the fossils found. You can imagine YOUR favorite dinosaur in many different colors/textures!

As we did in a previous challenge, I would like to meet up monthly to help keep everyone on track, give tips and tricks for the process of your quilt and for encouragement.

Joy Lamphere shout4joy.geo@yahoo.com



Membership

LuAnne Sloop

I have updated the roster and will email it to whomever would like a copy. Please remember to grab your 2024 membership card. Don't forget to invite a friend to our meetings. A visitor fee may apply if we have a speaker.

Hospitality

Lisa Schooley



At our February meeting we will be celebrating our January and February birthdays! Please bring a treat to share with our fellow guild members if you have a birthday during these two months. We will provide coffee, creamers, sugar, sweeteners, and ice water.

Library

Karen Benham

We have so many books for you to choose from, come check out our Guild library! Lots of the books have great articles to read and almost all of them have patterns. Bonus: you can make a quilt and you will not have to purchase a pattern!



Donation Quilts

Suzette Mattson and Deb Taylor

Hope this finds all of you recovering from the Christmas/New Year's excitement and are already creating and sewing on those donation quilts. So far, we have collected 16 and while I am away, I'm making two or three more.

Deb Taylor is making kits for you if you don't want to use your stash. They will have a pattern, all the material required, a label, the backing and binding. It would help our expenses if you could supply the batting, but ask if you need it.

I'll see you all at the March meeting, so bring in those quilts. Thank you so much for helping PALS give to those that are in need.

Fat Quarter Shop at Fatquartershop.com offers free patterns, check them out. We are providing one of their free patterns on the following pages. Let's see how many "different donation quilts we can make this month with this pattern.



Layer Cake Loop

Quilt Pattern
Fat Quarter Shop Exclusive



Finished Size: 48 1/2" x 48 1/2"

THROW QUILT

FABRIC REQUIREMENTS

- One Print Layer Cake or 36 -10" print squares
Shop Layer Cakes at:
www.fatquartershop.com/layer-cakes
- 5/8 yard binding
- 3 1/4 yards backing

CUTTING

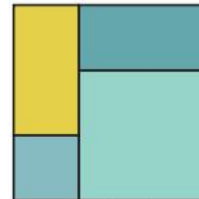
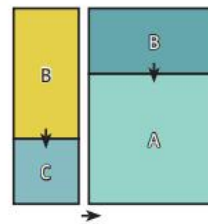
- Cut sixteen 10" squares into:
1 - 8 1/2" square - 16 total (Fabric A)
- Cut sixteen 10" squares into:
2 - 4 1/2" x 8 1/2" rectangles - 32 total
(Fabric B)
- Cut four 10" squares into:
4 - 4 1/2" squares - 16 total (Fabric C)
- Cut binding fabric into:
6 - 2 1/2" x width of fabric strips (Fabric D)

Use 1/4" seams and press as arrows indicate throughout.

BLOCK ASSEMBLY:

Assemble Block.

Layer Cake Loop Block should measure
12 1/2" x 12 1/2".



Make sixteen.

Ready. Set. Sew!

#LayerCakeLoopQuilt



www.FatQuarterShop.com

© 2023 Fat Quarter Shop, LLC. All rights reserved. Duplication of any kind is prohibited. This pattern may be used for personal purposes only and may not be reproduced without the express written permission from Fat Quarter Shop. This pattern may not be used for commercial purposes. This pattern may only be hosted, accessed, and downloaded from www.FatQuarterShop.com.



Layer Cake Loop


Quilt Pattern
Fat Quarter Shop Exclusive

QUILT CENTER:

Assemble Quilt Center rotating every other block.

Press rows in opposite directions.

Quilt Center should measure 48 1/2" x 48 1/2".



FINISHING:

Piece the Fabric D strips end to end.

Quilt and bind as desired.




Quilted Memories Inc

Quality Fabrics • Supplies • Machine Quilting • Classes

9919 US Highway 31 Montague, MI 49437

www.quiltedmemoriesmi.com

(231) 893-0096 | phone
jill@quiltedmemoriesmi.com | email
@QuiltedMemoriesInc |  facebook



Come Sew With Us

Thank You!

We at Gall Sewing and Vacuum Centers would like to say "Thank you!" for all of your support during 2023.

We are excited this year to have **bernette** sewing machines and sergers in all 3 locations! A welcome addition to the quality brands already available to you.

Come check out the latest sewing machines, quilters, and fabric selections or just stop in to say hello. We look forward to continuing to grow with you throughout 2024.



Come sew with us!



The Gall Sewing Family

WANTED: SEWING INSTRUCTORS

If you love to sew, quilt, embroider, or craft, and you would like to share that joy with others, we would love to have you as part of the Gall Sewing Family



Call today!



January Clearance Is NOW!



Grand Rapids
3150 Plainfield
(Plainfield Plaza)
616-363-1911

Muskegon
1910 Apple Ave
(Quarter Apple Mall)
231-773-8494

Lansing
444 Frandor
(Frandor Mall)
517-333-0500