

Patchers at the Lakeshore News

www.palsquiltguild.org

February 2020

PALS Quilt Guild Meeting

February 3, 2020

6:30 pm Meeting

Fellowship Reformed Church

4200 Apple Ave. Muskegon

2020 PALS Executive Board

Chairpersons**

Jami Harwood & LouAnn Mrotz

Co-Chairpersons**

Unfilled

Secretary**

Su Palmer

Treasurer**

Suzette Mattson

Asst. Treasurer

Connie Pluger

Media**

Deb Taylor

Resources**

Vicki Gale

Committees

Marketing

Marilyn Anderson

Membership

LuAnn Sloop & Niki Studabaker

Historian

Joy Lamphere

Donation & QOV Quilts

Cindy Vogel, Sallie Lawrence

Cathy Baker

Library

Barb Reynolds

Bee Keeper

Margarete Fochtman

Lighthouse Liaison

Unfilled

Quilt Show

Ann Caris, Sue Fiori & Terry Maleski,

From Your Chairs – Jami Harwood & LouAnn Mrotz

What does the word “**help**” mean to you?

My old Webster’s Dictionary defines “**help**” as:

- 1) to make things easier or better for; aid; assist
- 2) to relieve (to **help** a cough)
- 3) to keep from; avoid (to **help** a cough)
- 4) to serve or wait on (a customer, etc.); to give aid; be useful

We’d like to see our Guild members actively “helping” each other more this year. If you see someone struggling, offer to help. If someone is wondering why their sewing project isn’t coming out right, maybe you can help them find a solution. If a pattern or instructions seem confusing to a friend, maybe you’ve experienced the same type of thing and can offer some insight.

We all have those moments when something just doesn’t make sense or we can’t make those pieces fit together right. If you are the one needing help, don’t be afraid or embarrassed to ask. We have ALL been there!! You might learn a new tip or an easier way! Also, be kind if someone offers help. You may have heard it before, but be willing to listen, or talk it through with that person. It may have put them out of their comfort zone to offer that help to you, too.

Our Guild always needs new people to help. Remember: Many hands make light work. This is especially true right now for our Quilt Show board. Please consider **helping**, to make our 2021 Threads of Friendship Quilt Show a huge success! We appreciate all of your **HELP!** Thank you for your continued support. We love the way you show support for our fellow members at show and tell time!

Next Board Meeting

February 24, 2020 6:30 PM

Next Newsletter Deadline

February 10, 2020

quilterscafe278@yahoo.com

Meeting Cancellation Information

In case of inclement weather, notifications will be sent to WZZM-TV and WOOD-TV stations. If at all possible, an email blast will be sent to members who receive their newsletters via email.

February

Charity Quilts will host a Jellyroll night!

The meeting will be all about what fun quilts you can make with those 2 ½" wide strips.

We will have quilting demos, desserts and a strip swap. Please bring eight 2 ½" x WOF strips.

We will continue to take sign-ups for the Flurry quilt block swap. You can find the FREE pattern at www.unitednotions.com/fp_flurry.pdf

PLEASE NOTE: this pattern uses a panel for the cornerstones. You will need to figure out which fabrics you want in your 4 corners. You will have enough for the 2-1/2" sashing cornerstones from our swapping. The pattern also gives cutting requirements for 16 different blocks and those included with this newsletter are for using the same fabric for all 16 blocks.

Please see pages 5 and 6 for more details about the swap.

March

PALS is looking for a Bee to present a trunk show! We know our Bees have some fantastic quilts and we hope you'll be willing to share.

Saturday, March 21, National Quilting Day

Let's sew together on National Quilting Day! Come and join other guild members for a sewing day to work on one of your unfinished projects. Bring your sewing machine and gather up one of your current UFO's (unfinished object). Let's sew all day and move a quilt top or project to completion.

Date: Saturday, March 21

Place: Fellowship Reformed Church, 4200 Apple Ave.


Time: 9:00 am – 4:00 pm

FREE to guild members; lunch on your own. You are welcome to bring a snack to share.

Contact Su Palmer, 231-740-7104, for additional information or to sign up. You may also sign up at January and February guild meetings!

April

Jill from Quilted Memories will be hosting a representative from Creative Grids! She will be teaching classes and techniques! We will have sign-ups in February and March.



May

Lynn Carson Harris

Lynn lives in Michigan where she creates art, raises chickens, and grows vegetables. Both of Lynn's parents grew up on farms and, like the little red hen in the children's story, she was taught to do things from scratch and to never let anything go to waste. Her thrifty upbringing led her to her current style of working with scraps and the desire to use "every last piece." Her quilts have been juried into international shows and gallery exhibits and her works are in private collections around the world. She is the author of Every Last Piece and has also been published in numerous books and magazines. Classes will be "Tiny Piecing" and "Liberated Log Cabins". Sign-ups will begin at our February meeting.

Donation Quilts

We hope you can join us at the February Guild meeting for a fun night and kick off for Donation quilts. We will have quilt patterns and machine quilting demos, desserts and a fun fabric exchange.

Please bring eight 2 ½' by WOF strips. You will go home with a pattern and enough strips to make a cute kids quilt. You do not need to bring sewing machines or cutting mats. Just bring your strips and be ready for a fun evening.

Cindy Vogel & Sallie Lawrence



Membership

January meeting had an attendance of 72 regular members and 1 visitor. 12 members renewed.

LuAnn Sloop & Niki Studabaker

Marketing

Santa was here!!! Thanks so much to all of the 2019 board members who were able to make our Christmas party gifts. If you would like one or more, \$10 each, please see Marilyn Anderson at the Marketing table.

Marilyn Anderson

Bee Keeper

Margarete Fochtman

PALS has 11 Bees, total membership is 74. Please volunteer your Bee to be part of the program in March. Show us what you are working on. You may also bring past projects your bee has completed or tell us about service projects you have worked on. I will have lists out for the next two months naming Bees and members. Please check them and update where needed!!! I already messed up and lost the list of members who were interested in joining a Bee....PLEASE call or email and bring me up to date!! Bee Calm and Quilt On!!! Margarete Fochtman 616-842-1387 gretestuff@yahoo.com

Quilts of Valor

Cathy Baker

We have a new block drive for the new year! The 2020 block for Quilts of Valor will be the Variable Star by Robin Greve. Stop by our table to pick up a copy of the directions. We will collect the finished blocks throughout the year and put them into a quilt next fall.

We are planning to present the quilts made by our guild members to QOV at the July 2020 general meeting. Our goal is 20 quilts. We've made good progress so far, so thank you for your participation. We will have more kits that you can take and piece. Also, let us know if you want to quilt or if you want to bind and label. Please consider helping in this effort. We want to make sure any veteran touched by war can receive a quilt to honor their service and sacrifice.

Threads of Friendship Quilt Show

Ann Caris, Sue Fiori, and Terry Maleski

It's time to start thinking about what you would like to do to help with the Threads of Friendship Quilt Show in May of 2021. This is YOUR show, PALS' biggest fundraiser, to pay for the teachers and activities for the future. We can't do it without your support! Please consider signing up to chair a committee or just to be a volunteer at the show. None of the jobs are difficult and job descriptions are established, plus you'll have our guidance along the way. Please contact one of us or visit our Quilt Show table at future meetings and see what interests you. We need you! Thank you!



“Flurry” by Kate Spain - Fabric Requirements

Quilt is 55" x 65" These requirements are for 16 blocks to swap.

Quilt Fabric Requirements

Gifts & Pieced Border:

1-3/4 yards

Ribbon:

3/4 yard

Background:

2-1/4 yards of white on white fabric

No off-whites or creams

Binding:

5/8 yard

Backing:

4 yards

Quilt Fabric Cutting

Gifts & Pieced Border:

8 – 4" x WOF strips(**Width Of Fabric**)
subcut 32 – 4" x 8-1/2"

8 – 2- 1/2" x WOF strips
subcut 128 - 2-1/2" x 2-1/2"

Ribbon:

3 – 2-12" x WOF strips
Subcut 48 – 2-1/2" x 2-1/2"

4 – 1-1/2" x WOF strips
Subcut 16 – 1-1/2" x 8-1/2"

Background:

18 – 2-1/2" x WOF strips
Subcut 3 – 2-1/2" x 42-1/2"

20 – 2-1/2" x 10-1/2"

12 – 2-1/2" x 8-1/2"

16 – 2-1/2" x 4-1/2"

40 – 2-1/2" x 2-1/2"

15 – 2" x WOF strips

Set aside 11 strips

Subcut 4 – 2" x 42-1/2"

Binding: 7 – 2-1/2" x WOF strips

This pattern calls for “One Flurry Panel.”

I’m sure this is no longer available. This is

Step 1 (A) in the pattern. You will need to decide

which fabric(s) you want to use in the four corners.

For 1(B) and 1(C) in the pattern, you will use the

2-1/2" squares of swapped ribbon fabrics.

For **each** block you swap, you must also include 8 – 2-1/2" x 2-1/2" squares of your gifts fabric to be used in the pieced border. Also include 1 – 2-1/2" x 2-1/2" square of your ribbon fabric for

each block you swap. You will receive 16 of these back, but will only need 9 for the sashing cornerstones.

“Flurry” by Kate Spain - Block Swap Guidelines

Sign up BY our February PALS membership meeting on 2/3/20.

Turn in your completed blocks to swap at our June PALS membership meeting on 6/1/20.

Bring your FINISHED Flurry Quilt for show and tell at our December PALS membership meeting/Christmas Gathering on 12/7/20.

Use only Quilt Shop QUALITY 100% cotton **CHRISTMAS** fabrics.

Background fabrics **MUST BE** white-on-white! NO creams or off-whites.

Accurate cutting and piecing is a must! Please make sure your cutting is accurate and your seams are a precise $\frac{1}{4}$ ". Please ask for help if you are unsure how to make your blocks correctly. No question is stupid to ask.

Measure all blocks – they must measure 8-1/2" x 10-1/2" when you bring them in to swap.

Do your **BEST** work. Think of this as the Golden Rule of Quilting: Give blocks to others that you would want others to give to you.

Don't procrastinate. Turn your blocks in on time. 15 other people are counting on you!

Encourage others. Share your progress on the PALS Facebook page. Bring your blocks to meetings before June for Show & Tell.

Most of all, **HAVE FUN!** Enjoy the process of this block swap and create a beautiful new quilt with other PALS quilters!



VALENTINE'S DAY


ALL YOU NEED IS LOVE



LOVE



be mine!



For Sale:

Tin Lizzie 18 Long arm
with a 20 ft Phoenix Frame
for \$7,000.

The machine has two sets of
handlebars for the front and
back and a laser light for doing
pantographs.

I will also be including my
pantograph stash and
thread. If interested, call
Melissa at 231-557-8380.



Quilted Memories Inc


Quality Fabrics • Supplies • Machine Quilting • Classes

9919 US Highway 31 Montague, MI 49437

www.quiltedmemoriesmi.com

(231) 893-0096 | phone

jill@quiltedmemoriesmi.com | email

@QuiltedMemoriesInc |  facebook



*Elegant
Stitches*

Longarm Quilting
Statler Stitchee

Darla Parks

13548 Greenbriar Dr.
Grand Haven, MI 49417

(616) 607-8122

ElegantStitchesLongarmQuilting@yahoo.com
www.elegantstitchesmi.com

Sales representative for
Gammill Quilting Systems



*3000 Bolts Fabric

*Cottons-Batiks-Flannels

*Quilt Kits *Classes

*Machine Quilting Services



Abbi May's Fabric Shop



1500 Whitehall Rd., Ste A, Muskegon MI 49445

Hours: Monday-Saturday 10am-5pm-Closed Sunday

Email: Linda@abbimays.com/Phone: 231-563.6861

Come Sew With Us

Upcoming Shows & Events for 2020



- Home & Garden Show - Grand Rapids, March 5 - 8
- Home & Garden Show - Lansing, March 12 - 15
- Anita Goodesign Event - Grand Rapids, May 15, 16
- more information coming soon
- Kids Camp - All Locations - June, July, August
Kids learn how to sew in a week. All materials are included PLUS the brand new sewing machine they used in class. Class schedules will soon be online.



We hope you can join us for these upcoming special events.
We love being able to share these experiences with you.



Grand Rapids
3150 Plainfield
(Plainfield Plaza)
616-363-1911

Toll Free 888-363-1911

Muskegon
1910 Apple Ave
(Quarter Apple Mall)
231-773-8494

www.gallsewingvac.com


Lansing
444 Frander
(Frander Mall)
517-333-0500



Knowledgeable People Fun Classes Great Sewing Machines

www.lakeshoresewing.com

Check out these February classes - and many more - on our NEW website!



Feb. 1 - All Sew Together: Phone/Tablet Stand - All ages & skill levels welcome!

Feb. 8 - Kids Sewing: Mail Sack Purse

Feb. 10 - Quilter's Chatelaine

Feb. 11 - Serger Knit Shirt

Feb. 11 - Fiber Arts

Feb. 17 - My Kinda Town Block of the Month



Offer not applicable to classes.

Discount for Guild Members

Show us this ad and receive 15% off your total purchase of regularly priced items.

PALS Feb. 2020