

Patchers at the Lakeshore News

www.palsquiltguild.org

December 2019

PALS Quilt Guild Meeting

December 2, 2019

6:30 pm Meeting

Fellowship Reformed Church

4200 Apple Ave. Muskegon

2019 PALS Executive Board

Chairpersons**

Rae Simerick & Cinda Cogswell

Co-Chairpersons**

Unfilled

Immediate Past Chairs**

Jami Harwood & LouAnn Mrotz

Secretary**

Su Palmer

Treasurer**

Suzette Mattson

Asst. Treasurer

Connie Pluger

Media**

Deb Taylor & Chris Willis

Resources**

Betty Ross & Michelle Lundeen

Committees

Marketing

Marilyn Anderson

Membership

Rhesa Martin & Judy McCauley

Historian

Kathy Preston (temporary)

Charity & QOV Quilts

Cindy Vogel, Sallie Lawrence

Cathy Baker

Library

Barb Reynolds

Bee Keeper

Carolyn Dakin

Lighthouse Liaison

Unfilled

Next Board Meeting

December 16, 2019 6:30 PM

Next Newsletter Deadline

December 10, 2019

quilterscafe278@yahoo.com

From Your Chairs – Rae Simerick & Cinda Cogswell

Rae and I have just returned from our last retreat for 2019. We are busy planning for the upcoming holidays and 2020, both for the guild and personally.

December is the month we elect our new board. You, as members, make this guild what it is. This is YOUR guild. You are the giving membership who contributes to charity quilts and Quilts of Valor. You are the reason we have a great guild and successful quilt shows.

Our teachers are lined up for 2020. In May, we have Lynn Carson Harris. And in September, we have Christy Fincher scheduled for our joint meeting with Lighthouse Guild. We hope you find their classes enlightening and fun!

Our committees will be working on other activities for you to enjoy, so come and participate and have some fun, too. Bring a friend, have a good time and enjoy our hobby.

Peaceful stitching,
Rae and Cinda

Meeting Cancellation Information

In case of inclement weather, notifications will be sent to WZZM-TV and WOOD-TV stations. If at all possible, an email blast will be sent to members who receive their newsletters via email.

The slate for the PALS 2020 Board is as presented below. If you would like to take a position listed or nominate someone, please contact Cinda or speak up at the December meeting before we vote this board into position

Chairpersons: Rae Simerick & Cinda Cogswell

Co-Chairpersons: **Unfilled**

Immediate Past Chairs: Jami Harwood & LouAnn Mrotz

Secretary: Su Palmer

Treasurer: Suzette Mattson

Asst. Treasurer: Connie Pluger

Media: Deb Taylor

Resources: **Unfilled**

Marketing: Marilyn Anderson

Membership: LuAnne Sloop

Historian: **Unfilled**

Charity Quilts & QOV: Cindy Vogel, Sallie Lawrence, Cathy Baker

Library: Barb Reynolds

Bee Keeper: Margarete Fochtman

Lighthouse Liaison: **Unfilled**

Quilt Show: Ann Caris, Terry Maleski, Sue Fiori

Resources

Betty Ross and Michelle Lundeen

December

While this is such a busy time, let's take time out to gather and celebrate together! Our December meeting will feature a show and tell. Please bring anything Christmas that you've made. Table service, coffee and water will be provided. Our 2020 Board will be elected and installed, too.

A-L Dessert M-Z Appetizer

Bring an unwrapped toy to be donated to Toys for Tots.

January

What project are you working on, planning to work on, or just finishing up? For this meeting please bring your project, regardless of what stage it is in! Plan to tell us why you chose the pattern, fabric and what techniques you're using or plan to use.

February

Charity Quilts and Quilts of Valor win the night! This will be an evening of sewing, cutting, demonstrations, and dessert! Made with strips: You'll bring 10 strips and go home with a project to complete. Watch your newsletter next month for more details!

March

PALS is looking for a Bee to present a trunk show! We know our Bees have some fantastic quilts and we hope you'll be willing to share. We'll be reaching out to you after our December meeting.

April

Jill Twiss McFadden from Quilted Memories will be hosting a representative from Creative Grids! She will be teaching classes and techniques! More information will be coming!

May Lynn Carson Harris

Lynn lives in Michigan where she creates art, raises chickens, and grows vegetables. Both of Lynn's parents grew up on farms and, like the little red hen in the children's story, she was taught to do things from scratch and to never let anything go to waste. Her thrifty upbringing led her to her current style of working with scraps and the desire to use "every last piece." Her quilts have been juried into international shows and gallery exhibits and her work is in private collections around the world. She is the author of Every Last Piece and has also been published in numerous books and magazines. Classes will be announced soon.

AQS Challenge

It has been brought to our attention that this is the year we typically enter into the Ultimate Quilt Guild Challenge at AQS in Grand Rapids. For this to happen we will need a committee to head this up. Please consider taking on this project. Contact Rae Simerick or Cinda Cogswell at cinda.cogswell@gmail.com. Duties will include establishing a theme, contacting Deb Taylor to get information into the newsletter, contacting AQS for contest rules, contacting an independent judge to judge entries and shipping the entries to AQS. Rae & I hope you will take on this challenge.

Quilts of Valor

Cathy Baker

We are planning to present the quilts made by our guild members to QOV at the July 2020 general meeting. Our goal is 20 quilts. We've made good progress so far. We have more kits that you can take and piece. Also let us know if you want to quilt or if you want to bind and label. Please consider helping in this effort. We want to make sure any veteran touched by war can receive a quilt to honor their service and sacrifice. Stop by our table.

We have renewed the PALS Quilts of Valor group membership. If you want to become/renew your individual membership, we need \$5.00. We're planning to have Jess Kass from QOV come next July 2020 so everyone has until then to get any quilts completed.

Charity Quilts

Cindy Vogel & Sallie Lawrence

This coming year we will be delivering the quilts we make directly to the various agencies. When we collect 60 or more quilts, we will choose one of the agencies to deliver them to. It has been heartwarming to see the response we received from the agencies for the quilts that were donated this year. One foster mom commented how grateful she was and how much receiving one of our quilts means to the children living in foster care.

Please consider making a quilt. We especially need quilts of these sizes: small baby quilts, crib size quilts, toddler size quilts and lap sized quilts for older children.

Sallie and I will be serving another year with Charity quilts. We will have new kits in January. Coming up at our February meeting we will have some special things to get everyone fired up to make more quilts. We look forward to another year working with Charity quilts.

Membership

Rhesa Martin & Judy McCauley

What a night for Membership. We were very busy. We have 5 new members as of October and November: Eileen Grunstra, Susan Smith, Chris Willis, Michelle Jager, and Aimee Maas. Please verify the info on the roster when you come in for the December meeting to be sure everything is correct. For 2020, we have 91 paid members as of 11/4/19 and we had 90 members attending the November PALS meeting. See you all at the Christmas party.

Primitive Crazy Star

By Ruthann Arthur

10 9" fabric blocks - 5 light, 5 dark or 5 of 1 print, 5 contrasting print

Rotary cutter

Sewing machine

Ruler

Usual sewing supplies

Cutting board

10 sticky notes and pins

Stack fabrics evenly on top of each other, all facing up, alternating light and dark colors. Make extra copies of the star pattern and place one on top of the stack, about ½" in from the edge on all four sides. Pay attention to the cutting sequences and be sure to cut all the way to the edges.

Pin through all 10 pieces of fabric in each Section before cutting. After each cut make sure to move pin head or shaft and straighten cutting lines. Keep all Sections pinned.

Cut on line A to B.

Cut on line B to C.

Cut on line D to E.

Cut on line E to A.

Label section 8 and CAREFULLY remove from cutting area. Don't disturb the rest of the fabric stacks.

Cut on line C to D.

Pull apart slightly the stacks and label all according to the numbers on the pattern.

Shuffle:

- Section 1 – take the top piece and put it on the bottom. Make sure to put the # on the top piece of fabric after shuffling.
- Section 2 – take the top 2 pieces and put them on the bottom.
- Section 3 – take the top 3 pieces and put them on the bottom.
- Section 4 – take the top 4 pieces and put them on the bottom.
- Section 5 – take the top 5 pieces and put them on the bottom.
- Section 6 – take the top 6 pieces and put them on the bottom.
- Section 7 – take the top 7 pieces and put them on the bottom.
- Section 8 – take the top 8 pieces and put them on the bottom.
- Section 9 – take the top 9 pieces and put them on the bottom.
- Section 10 – Leave as is.

Sew Section 1 to 2 with triangle $\frac{1}{4}$ " tip hanging out to the right. Sew and press toward Section 2. Line up Section 3 with edge of Section 2, sew $\frac{1}{4}$ " seam allowance. Press toward 3.

Sew Section 6 to Section 7, press to 6. Then, sew Section 5 to Section 6, press toward 5. **Try to align the seams to be as straight as possible on the inside seams.** Disregard the outside edges for the time being. They will be trimmed last. (What you want is a straight line from edge to edge.)

Sew Section 4 to Section 8. Try to pinch the edges so as to find the centers of these pieces, line up the pinch marks, and sew. Also, sew Sections 9 – 10.

Press and trim.

Sew Section 4/8 to Section 9/10.

Press and trim. (You will probably have to trim both sides of these segments.)

Sew Section 5/6/7 to Section 4/8/9/10.


Press and trim.

Sew Section 1/2/3 to 4/8/9/10 to complete the block.


Press. **Do not trim outside edges until all the blocks are finished.**

Trim all blocks to the smallest one making sure there is at least a FULL $\frac{1}{4}$ " seam allowance at all the points. There can be a larger area between the outside edge and your points. Your blocks can be trimmed square, rectangle...or any way you want to place them.

Arrange and sew together as you would like..



If you would like a copy of the missing page for the Primitive Crazy Star pattern from PALS University, please pick up a copy at the membership table.



For Sale:



**Tin Lizzie 18 Long arm
with a 20 ft Phoenix Frame
for \$7,000.**

The machine has two sets of handlebars for the front and back and a laser light for doing pantographs.

I will also be including my pantograph stash and thread. If interested, call Melissa at 231-557-8380.



Quilted Memories Inc


Quality Fabrics • Supplies • Machine Quilting • Classes

9919 US Highway 31 Montague, MI 49437

www.quiltedmemoriesmi.com

(231) 893-0096 | phone

jill@quiltedmemoriesmi.com | email

@QuiltedMemoriesInc |  facebook



Elegant Stitches
Longarm Quilting
Statler Stitchee

Darla Parks

13548 Greenbriar Dr.
Grand Haven, MI 49417

(616) 607-8122

ElegantStitchesLongarmQuilting@yahoo.com
www.elegantstitchesmi.com

Sales representative for
Gammill Quilting Systems



- *3000 Bolts Fabric
- *Cottons-Batiks-Flannels
- *Quilt Kits *Classes
- *Machine Quilting Services



Abbi May's Fabric Shop



1500 Whitehall Rd., Ste A, Muskegon MI 49445
Hours: Monday-Saturday 10am-5pm-Closed Sunday
Email: Linda@abbimays.com/Phone: 231-563.6861

Come Sew With Us



Thank You!



We at Gall Sewing and Vacuum Centers would like to thank you for your support during 2019. We hope you are loving our new Grand Rapids location as much as we are. We look forward to continuing to provide for your sewing needs with classes, fabric, notions, sewing machines, and the latest in sewing technology.

Sewing Machine Repair

FREE clean and oil **Reg \$25.00**

Includes

- Cleaning & oiling of any household machine
- Check tension
- Check feed mechanisms
- Delint race

Expires 2/1/20 Cannot be combined with any other offer



Classes

\$5.00 Off

Your Next Class



Expires 2/1/20 cannot be combined with any other offer



Grand Rapids
3150 Plainfield
(Plainfield Plaza)
616-363-1911

Muskegon
1910 Apple Ave
(Quarter Apple Mall)
231-773-8494

Lansing
444 Frandor
(Frandor Mall)
517-333-0500

Toll Free 888-363-1911

www.gallsewingvac.com



Knowledgeable People Fun Classes Great Sewing Machines

www.lakeshoresewing.com

Come join the fun at the Muskegon Lakeshore Sewing!



Upcoming classes & events include

- Dec. 5 - Quilting with Rulers with J'Ann McEwen
 - Dec. 6 - Fiber Arts Cards: Holiday Greens with Dr. Susan Kruszynski
 - Dec. 7 - All Sew Together: Car Organizer with Connor & Beth Ann Williams
 - Dec. 10 - Lakeshore Fiber Artists with Julie Westmaas
 - Dec. 21 - Sew Fun Saturday
- Merry Christmas, everyone!



Discount for Guild Members

Show us this ad and receive 15% off your total purchase of regularly priced items.

Offer not applicable to classes.

PALS Dec. 2019