

Patchers at the Lakeshore News

www.palsquiltguild.org

May 2018

PALS Quilt Guild Meeting

May 7, 2018

6:30 pm Meeting

Fellowship Reformed Church

4200 Apple Ave. Muskegon

2018-2019 PALS Board

Chairpersons*

LouAnn Mrotz

Jami Harwood

Co-Chairpersons*

Rae Simerick

Cinda Cogswell

Secretary*

Nancy Boxer

Treasurer*

Suzette Mattson

Asst. Treasurer*

Carolyn Dakin

Media*

Deb Taylor & Chris Willis

Resources

Cindy Vogel & Cathy Baker

Marketing

Linda Brosseit & Marilyn Anderson

Membership

Karen Benham & Lisa Schooley

Historian

Kathy Preston

Charity Quilts

Jan Alder & Sheila Baldwin

Library

Barb Reynolds

Bee Keeper

Su Palmer

Lighthouse Liaison

Quilt Show (2019)

Kathy Johnson

Marilyn Suchecki

Carla Redenius

*Denotes Director

Next Board Meeting

May 28, 2018 6:30 PM

Next Newsletter Deadline

May 15, 2018

quilterscafe278@yahoo.com

From Your Chairs - LouAnn Mrotz and Jami Harwood

Happy Spring ????

This has certainly been the worst spring ever: warm, snow, rain, snow, snow, snow!!!

At least we had another wonderful speaker to brighten our gloomy days. Gudrun Erla was certainly a breath of fresh air during her classes and presentation at our April guild meeting. Her designs and patterns are very creative and using her Stripology rulers make it so fast and easy to complete a pattern.

Again, we heard from many of you, "I wish I would have taken a class." So maybe the next time a class is available, you will "take" the class and experience first hand what our guest speakers have to offer.

We have a little break during the month of May with the UFO Quilt Challenge from your quilt board and we are hoping there are other members out there that have taken the challenge, too. We are anxious to see the finished products!

I came across a few "Quilty Sayings." Enjoy!

A fat quarter has fewer calories than a hot fudge sundae!

Any time is stitchin' time.

Blessed are the piece makers, for they shall quilt forever!

Blessed are the children of quilters, for they shall inherit the quilts!

Fabricologist Resource Center does that sound more impressive than "Fabric Stash"?

Friendship is sewn with love and measured by kindness.

And one of my favorites:

Good friends are like quilts; they age with you, yet never lose their warmth.

Happy Quilting

LouAnn and Jami

Meeting Cancellation Information

In case of inclement weather, notifications will be sent to WZZM-TV and WOOD-TV stations. If at all possible, an E-mail blast will be sent to members who receive their newsletters via email.

COMING IN JUNE....SIGN UP NOW!!!



Edyta's love for fabric began at a very young age- when she used her mother's drapes to create her first fabric project!

As the founder and owner of her company, Laundry Basket Quilts www.laundrybasketquilts.com, Edyta is proud to carry on her family tradition that fabrics and threads have seamlessly stitched together through the generations. Her true passion and quilter's spirit shine through her classes, workshops, and presentations. She travels all over the world sharing her experiences and connecting with quilters of all levels through the inspiring stories about the quilts she makes.

These classes are filling up fast!!

Class: Tree Farm (using Triangle Papers)

Date: Sunday, June 3, 2018

Time: 9:00 a.m. to 4:00 p.m.

Place: Quilted Memories in Montague

**Cost: \$55 for members and
\$65 for non-members.**

Plus \$40 Kit cost (includes Fabric for class)

Additional fabric will be needed to complete quilt



(Fabrics in kits may differ from what is pictured)

Class: Tree Farm (using Triangle Papers)

Date: Monday, June 4, 2018

Time: 9:00 a.m. to 3:30 p.m.

Place: Quilted Memories in Montague

**Cost: \$55 for members and
\$65 for non-members.**

Plus \$40 Kit cost (includes fabric for class)

Additional fabric will be needed to complete quilt

Sign up now while there is still space!!

Contact:

Cindy Vogel@231-766-2956 or cindyjo56@frontier.com

Edyta Sitar Lecture and Trunk Show

Monday June 4, 2018

**Frauenthal Center
425 W. Western Ave.**

Downtown Muskegon

Doors open 5:30pm

Cost: \$10 (cash only)


**Or PALS/Lighthouse current
membership card or name badge**

Trunk Show starts at 7pm



Lecture: Reasons for Quilting

Let me be your guide on a walk through historical, political, and personal events that have inspired generations of quilters. In my presentation I reflect on quilters' work and how they find inspiration to create, to express, and to mark milestones in their lives. The program is full of historical information as well as touching personal stories that many quilters can relate to. I bring along a large collection of quilts (over 50) that will entertain and inspire your members. I hope to inspire you with many reasons to continue to create and enjoy quilting even more than you do now.



Check out youtube videos for Edyta Sitar

<https://www.youtube.com/user/LaundryBasketQuilts/videos>

Check out Website for Edyta Sitar

<https://www.laundrybasketquilts.com/>

Facebook for Edyta Sitar

<https://www.facebook.com/LaundryBasketQuilts/>

May: Board Member Challenge!! Bring in those finished UFOs from February. **Please bring a pink fat quarter to donate for the Cancer quilt that will be raffled in October.**

June: Edyta Sitar from Laundry Basket Quilts.

July: Product Review by Quilted Memories

August: Picnic

September: Susan Cleveland from piecesbewithyou.com. My enthusiasm for quilting is said to be contagious! In classes, I work toward keeping an upbeat setting, providing well-written instructions, and attending to each student with personalized coaching. My quilts have received many awards in international competitions since 1997 where judges comment on fine workmanship and original style. With unique designs I'm thrilled to include charming, unexpected elements such as specialty threads, prairie points, piping, and great binding techniques.

October: Charity Quilt Presentation; Breast Cancer Quilt Raffle

November: PALS University and Membership Month

December: Christmas Potluck/Dinner

Tulip Time Quilt Show

Featuring a unique display of over 100 exquisite handmade quilts created by local artists.

\$6 per person

Dates and Times

Sat, May 5 10:00am–5:00pm

Sun, May 6 12:00pm–3:00pm

Mon, May 7 10:00am–8:00pm

Tue, May 8 10:00am–8:00pm

Wed, May 9 10:00am–8:00pm

Thu, May 10 10:00am–8:00pm

Fri, May 11 10:00am–8:00pm

Sat, May 12 10:00am–1:00pm

Sun, May 13 12:00pm–3:00pm



A Special Vote

To be in compliance with our 501c3 we need to have an odd number of voting members on our board.

At this time our Bylaws read as follows:

The officers shall be a chairperson, co-chairperson, secretary, treasurer, asst. treasurer and newsletter editor. We would like to have the treasurer vote and remove the asst. treasurer from a voting position.

The 2nd item is: The first meeting of each year shall be considered the annual meeting of the members.

At each annual meeting directors and officers shall be elected. Right now we have been voting in December instead of January. We need to vote to continue this process.

This vote will take place at our May meeting.

Membership

Lisa Schooley & Karen Benham

Five more new members! Please welcome Nancy Meyers, Tammy Hammerle, Jane Talsma, Tracy Zervos and Darlene Vanderberg who joined our awesome guild at the April meeting. Invite a quilting friend to join you at our guild meeting so they too can enjoy our great speakers and their beautiful quilts like Gudrun Erla's! Guest pay \$10 for a meeting with a speaker and they may attend at no charge if we do not have a speaker or other special event.

Charity Quilts

Jan Alder & Sheila Baldwin

We have taken in 76 charity quilts to date, wonderful job! Let's keep them coming! FYI- we (Sheila and Jan) will be busy with the 2019 Quilt Show Bazaar so we will not be doing the Charity Quilts next year. I am sure there are some members that will take on that position as it is such a worthwhile part of PALS. We would enjoy interested members to shadow us and definitely help with the distribution in October. Being on the board has so many opportunities: meeting more members, being involved with decisions, and making a difference in your Guild!

PALS Quilt Show Board has started planning your 2019 Quilt Show

Boutique

Jan Alder & Sheila Baldwin

We are now able to receive items for the boutique:

- 1) Fabric needs to be measured and labeled
- 2) Books and magazines no older than 5 years
- 3) Anything quilt-related (tools, books, fabric etc.)
- 4) **Not accepting anything from households with smokers**

Raffle

Our May raffle item is this "Cake Mix " set, including Cake Mix Pattern book, pattern papers and kitchen supplies donated by our guild member Ashley Twiss. Raffle tickets are 4/\$1 and are available at the guild meeting.



Quilts of Valor

Cathy Baker

Now that PALS is a group member of QOV, anyone interested in joining as a sub-member should contact me at **231-750-3425** or sign-up at our next guild meeting. The membership fee as a sub-member of PALS is only \$5.00 vs. the \$20.00 individual annual fee.

We are doing a QOV group project for anyone interested. You do **not** need to be a sub-member in QOV to participate in our group quilt project. Anyone who wants to participate can make 12" finished (12½ unfinished) **star** blocks in red, white, and blue (patriotic theme). It could be any star pattern – Ohio star, Hunter star, Friendship star, etc. Fabric must be 100% cotton and pre-washed. QOV quilts cannot target a specific branch of the military. Please bring your finished blocks to the May meeting. If you want to volunteer to take some blocks and piece them into a quilt, please let me know or sign up at the next PALS meeting. Of course, if you want to make a complete QOV quilt, that would be great too!

Waiting for Spring Mystery Quilt Clue Seven - Conclusion!

Step One:

- ❖ From Clue #3 take 7 of the 14 ~ 2" X WOF strips and sew them together end to end. Cut this new long strip into four strips as shown for the First Border:
 - 2" X 63 1/2" sides
 - 2" X 57 1/2" top and bottom
- ❖ Sew the sides on first and the top and bottom on after.

Step Two:

Second Border:

- ❖ Sew the paired units from clue #5 from #3b and make two strips of 11 pairs for the sides
- ❖ Sew more of the paired units from Clue #5 from #3b and make two strips of 9 + one leftover unit from #3b for top and bottom – LOOK AT DIAGRAM FOR PLACEMENT OF THE LEFTOVER UNIT
- ❖ Sew the two small HST units from Clue #4 in opposite corners as shown

Sew the two leftover regular HST units from Clue #3a in the remaining corners



NOTE #1: If your #2 borders are too long, you can nip a bit more on the seams where Fabric A meets to shorten the length.



NOTE #2: If your second borders are too short, trim your quilt top to match, making BORDER ONE smaller.

NOTE #3: if neither of these options work, put plain borders on your quilt and use your leftover blocks for a fun design on the back of your quilt ☺

Step Three:


Third Border:

- ❖ Take the remaining 2" X WOF strips from Clue #3 and sew them together, end to end. Cut this new long strip into four strips as shown (or to match your quilt top measurements)
- ❖ 2" X 72 1/2" for the sides – sew the sides on first
- ❖ 2" X 66 1/2" for the top and bottom

Step Four & Five:

- ❖ Quilt and bind as desired

HELP WANTED
Quilting for our wounded troops



Quilted Memories Inc

Quality Fabrics • Supplies • Machine Quilting • Classes

9919 Business US 31 • Montague, MI 49437
 231-893-0096 • www.quiltedmemoriesmi.com

"Helping you create tomorrow's treasures"

Visit our website often for updated classes, events and sales!



Fabric Quilting Classes



We've moved!

1500 Whitehall Rd., Ste A, Muskegon MI 49445
 Hours: Monday-Saturday 10am-5pm-Closed Sunday
 Email: Linda@abbimays.com/Phone: 231-563.6861



Get Quilted by Bruce
 One Week Turnaround
 Edge to Edge Quilting
 2¢ per sq. inch
 Includes Batting

- Many different quilt designs
- 25 thread colors to choose from
- Two Gammill Statler Stitchers
- We know the results will please you

Call Abbi May's for details
 231 563.6861

"Of course I'm working!..."



It's a POWER TOOL with thread.



Longarm Quilting
 Statler Stitcher


Darla Parks

13548 Greenbriar Dr.
 Grand Haven, MI 49417
 (616) 607-8122

ElegantStitchesLongarmQuilting@yahoo.com
www.elegantstitchesmi.com

Sales representative for
 Gammill Quilting Systems

The General Store



* Top of the line
 Quilting Fabric
 * Unique Gifts

103 E. Colby Street
 Whitehall, MI 49461

(231) 894-2164

Hours: Mon - Sat: 10 - 5:00



Come Sew With Us



Classes
Buy 1 Get 1
FREE





Expires 8/31/2018

Beginners Sewing Classes

Our Beginners Sewing classes are offered continually. Check our class list at gallsewingvac.com to find one that's right for you.

Don't see what you're looking for? Call your local Gall Sewing and make a request. We are happy to service all your sewing needs!

Summer 2018 Kids Camp



This class will teach your child how to sew in a week. All materials are included with this class and we even offer a healthy snack! At the end of the week, your child has learned to sew and is the proud owner of the brand new sewing machine they used in class.

Only \$239.95
Ages 9 and up

Call any location for more information.



Grand Rapids
3933 Plainfield
(Next to Big Apple Bagels)
616-363-1911

Wyoming
5316 Clyde Park Suite E
(Behind Armies)
616-531-4373

Muskegon
1910 Apple Ave
(Quarter Apple Mall)
231-773-8494

Lansing
444 Frandor
(Frandor Mall)
517-333-0500

Toll Free 888-363-1911

www.gallsewingvac.com



Knowledgeable People

Fun Classes

Great Sewing Machines

www.lakeshoresewing.com



Super Savings
during the
Mega May



Destiny 2 sale!

FOR THE LOVE OF SEWING

The Baby Lock Destiny II embraces the future of sewing.

You'll enjoy a larger workspace, a tablet-sized screen, and an impressive selection of built-in stitches and embroidery designs. We've also included new, smart features powered by Baby Lock IQ Technology to make every step of your projects easier than ever before.

Your Destiny Awaits!



Discount for guild members!

Show us this ad and receive 15% off your total purchase of regularly priced items.

Offer not applicable to classes.

PALS May 2018