

Patchers at the Lakeshore News

www.palsquiltguild.org

February 2018

PALS Quilt Guild Meeting

February 5, 2018

6:30 pm Meeting

Fellowship Reformed Church

4200 Apple Ave. Muskegon

2018-2019 PALS Board

Chairpersons

LouAnn Mrotz*

Jami Harwood*

Co-Chairpersons

Rae Simerick *

Cinda Cogswell*

Secretary

Nancy Boxer*

Treasurer

Suzette Mattson*

Asst. Treasurer

Carolyn Dakin*

Media

Deb Taylor* & Chris Willis

Resources

Cindy Vogel & Cathy Baker

Marketing

Linda Brosseit & Marilyn Anderson*

Membership

Karen Benham & Lisa Schooley

Historian

Kathy Preston

Charity Quilts

Jan Alder & Sheila Baldwin

Library

Barb Reynolds

Bee Keeper

Su Palmer

Lighthouse Liaison

Quilt Show (2019)

Kathy Johnson

Marilyn Suchecki

Carla Redenius

*Denotes Director

Next Board Meeting

February 26, 2018 6:30 PM

Next Newsletter Deadline

February 15, 2018

quilterscafe278@yahoo.com

From Your Chairs-LouAnn Mrotz and Jami Harwood

First of all, we want to apologize for cancelling our January meeting. Nobody is more disappointed than your chairpersons. We follow PALS policies to cancel the meeting when Oakridge schools are closed. This policy will be reviewed again at our board meeting. Our main objective is to make sure we all stay safe if it's icy, slippery or any other kind of hazardous weather. We have to make our decision early so everyone can be made aware. If the weather decides to get better, as it did, we can't change it back.

Let's talk more about UFOs (Un-Finished Objects).

The topic of our January meeting will be carried over to our February meeting. My definition of a **UFO** is any project that I have started in some way but haven't finished yet for whatever reason. From the AQS blog, Suzanne Montgomery defines a **UFO** as a top that is waiting to be sandwiched & completed. If she has started piecing the top, it is a **WIP (Work In Progress)**. If she has only cut the pieces, it is a **PIZLB (Project In Zip-Lock Bag)**. Fabric/Patterns that are for a specific project are **WHIMM (Works Hidden In My Mind)**. If it's something she will never finish, it is a **WOMBAT (Waste Of Money, Batting, And Time)**.

However YOU define **UFO**, it's safe to say it's 'Un-Finished!'

My personal goal is to finish at least one of my UFOs each month this year. I have 19 completed tops on the shelves of my ironing station and 8 other projects that are at least partially pieced. And lots more elsewhere...

LouAnn's personal goal is to finish all of her large (throw size and larger) UFOs by the end of this year.

Wish us LUCK!!

I hope that you will consider joining our board members and challenge yourself to start on one of your UFOs and bring it to our May meeting COMPLETED! And of course, if you finish more than one, we'd love to see them all!

Meeting Cancellation Information

In case of inclement weather, notifications will be sent to WZZM-TV and WOOD-TV stations. If at all possible, an E-mail blast will be sent to members who receive their newsletters via email.

February: Board Member Challenge—Board members are to bring a UFO. No quilt tops...bring your story of why they were left behind. Fat Quarter Fun!! Please remember to bring a Fat Quarter with you to the meeting. The vendor for the February meeting will be Chris Hren, the owner of Quilt Something New. Her shop has expanded and she is now located in White Cloud.

March: Our first speaker/teacher for 2018 will be Doug Leko of Antler Quilt Designs.
3/17 **Tentative** date for National Quilt Day activities.

April: Gudrun Erla, Think Stripology Rulers, gequiltedesigns.com

May: Board Member Challenge!! Bring in those finished UFOs from February.

June: Edyta Sitar of Laundry Basket Quilts, laundrybasketquilts.com. Class information will be announced in April, also sign ups.

Membership

Lisa Schooley & Karen Benham

Sorry we missed you last month. Please stop by the membership table for your name tag or to renew your 2018 membership.

Charity Quilts

Jan Alder & Sheila Baldwin

Ready for some sewing fun? Jill at Quilted Memories has generously offered her back room for another day of sewing Charity Quilts for PALS. Mark your calendars for March 27, 2018 from 10-5. We can sew all day on those quilts we all put off making until September. Bring your Charity Quilt projects, your own lunch, and enjoy the day sewing. Email either Sheila @ grandmabof3@comcast.net or Jan @ jannylou50@comcast.net to let us know how many people we can count on!

How do I quilt this?

This 4 hour class is a lecture-based class with tips and tricks on how to quilt your own quilts! We will discuss how I come up with my inspirations for quilting and the use of different techniques. Each student will bring a sample that needs to be quilted and I will teach you what you need to look for, for inspiration. This class is for domestic and long arm Quilters. Call Darla @ 616-607-8122

Space is limited

Date: March 17, 2017

Time: 9:30am to 1:30pm

Cost \$25.00

Location:

13548 Greenbriar Drive

Grand Haven




Doug Leko founded Antler Quilt Design in 2008, when he was still a high school student. Working in his mother's quilt shop had helped him develop his skills and refine his art, and soon Doug began to develop and market his own designs.

Since then, his reputation has grown along with his business. He has a vibrant and growing collection of patterns available at quilt stores around the U.S. and Canada, and online at anterquilt.com. His work has been featured in McCall's Quilting, Quiltmaker, and American Patchwork & Quilting.

<http://antlerquilt.com/>

**Bring your lunch and come take one of our classes.
We have two classes in March with Doug Leko.**

Class: English Knot
Date: Sunday, March 4, 2018
Time: 10:00 a.m. to 4.00 p.m.
Place: Quilted Memories in Montague
Cost: \$45 for members and
\$55 for non-members.



Class: King's Cross
Date: Monday, March 5, 2018
Time: 10:00 a.m. to 4.00 p.m.
Place: Quilted Memories in Montague
Cost: \$45 for members and
\$55 for non-members.



If the class fills up, we will draw a name from the enrollees and refund one lucky person!
Sign up now while there is still space!!




Look Who's Coming to PALS Quilt Guild !!!

March 4,5

Doug Leko of Antler Designs

*He will be presenting two classes,
English Knot & Kings Cross
and a trunk show at our Guild Meeting.
Sign-ups begin in January 2018*



April 8,9

**Gudren Urla from
Think Stripology Rulers**

*Class information announced in
February as well as sign ups*

June 3,4

Edyta Sitar of Laundry Basket Quilts.

*We are very excited to have Edyta here for classes
and a trunk show at the evening Guild meeting.
Class information announced in April along with sign ups*

Sept.9,10

Susan Cleveland of Pieces Be with You.

*Class information and sign-ups will be announced
in June/July at PALS Guild meeting.*

*This is a joint event
with Lighthouse Quilt Guild/Grand Haven*



Find PALS on Facebook

(Patchers at the Lakeshore) for more info. or at

www.palsquiltguild.org

or call PALS Resources Chairpersons

Cindy Vogel@231-766-2956 or Cathy Baker@231-740-4325

**CHICAGO INTERNATIONAL QUILT FESTIVAL
BUS TRIP
SATURDAY, APRIL 14, 2018**

Mark your calendar for Saturday, April 14, 2018. We are planning a big bus trip to the Chicago International Quilt Festival. We will have a fun-filled day with hundreds of quilts to admire and also hundreds of vendors where you will find just the right items to purchase. The bus will leave Muskegon at 6:15 AM. It will also stop at Meijer in Grand Haven at 6:45 to pick up Lighthouse members . We will stop for breakfast and arrive in Chicago just in time for the show to begin. After a busy, exciting day at the show, we can relax on the bus and will stop for dinner on the way home. We welcome all Lighthouse members to join us. The cost for the day is \$65.00, \$70.00 for nonmembers. This includes the bus fee and show ticket. You are responsible for your own meals. Signup will begin at the January general meeting and the following week at the Lighthouse Guild meeting. Checks should be made out to PALS.

Any Questions: call Kathy Myers 231 798-3952, email: kathleenmyers68@gmail.com
or call Kay Wilton 616 842-0921.

Time to get started on our AQS Ultimate Guild Challenge 2018 quilts!

What's Your Modern? Let's discuss quilting techniques!! There will be a Challenge meeting to help on January 30th at 6:00 pm at:

Joy Lamphere's home
3796 Hall Road
Muskegon

The meeting is for all of us to get together and bounce ideas, brainstorm, discuss quilting techniques or if anyone needs help with anything else.... No sewing machines, just your project, or fabrics or paper designs. We will also demo two binding techniques.

Please RSVP at elegantstitcheslongarmquilting@yahoo.com

The challenge is "What is YOUR Modern?"

PALS Guild Challenge rules:

Your Quilt must

- be 30" wide by 45" long
- use **ONLY** solid fabrics
- not be embellished
- must be heavily quilted by you



Waiting for Spring Mystery Quilt **Clue Four**

Step One

- ❖ Take bag labeled **Clue# 4a** and subcut Fabric A strips into 84 ~ 2 ½” squares. Mark diagonal line across the back of 84 Fabric A squares.
- ❖ Take the 168 Fabric B squares from bag labeled **Clue #4** and draw a diagonal line across the back of each.
- ❖ Take the strips of Fabric D found in a bag designated **Clue #4d** and cut into 84 ~ 3 ½” squares.

Step Two

- ❖ Sewing on the diagonal line, sew the 84 Fabric A squares to one corner of the Fabric D 3 ½” squares.
- ❖ Sewing on the diagonal line, sew the 168 Fabric B squares to the side corners of the Fabric D 3 ½” squares as shown.



- ❖ Place these units in a bag labeled **Clue #4**.


Step Three

- ❖ Cut one Fabric A 3” square and one Fabric B 3” square. Take the Fabric A square and mark a diagonal line across the back. Pair with Fabric B square and sew a seam ¼” away on either side of the diagonal line., cut apart for 2 HST units. Square to 2” if needed.
- ❖ Cut 2 ~ 2” Fabric D Squares
- ❖ Cut 2 ~ 2” X 3 ½” Fabric D Rectangles.
- ❖ Assemble 2 units as shown. Unit should measure 3 ½” square. Place in a zip bag set aside for **Clue #7**



Step Four

- ❖ Fabric B ~ cut 8 strips ~ 3 ½” wide, subcut into 84 ~ 3 ½” squares. Place these squares in a zip bag labeled **Clue #5**.



Quilted Memories Inc

Quality Fabrics • Supplies • Machine Quilting • Classes

9919 Business US 31 • Montague, MI 49437

231-893-0096 • www.quiltedmemoriesmi.com

"Helping you create tomorrow's treasures"

Visit our website often for updated classes, events and sales!



Fabric Quilting Classes



We've moved!

1500 Whitehall Rd., Ste A, Muskegon MI 49445
Hours: Monday-Saturday 10am-5pm-Closed Sunday
Email: Linda@abbimays.com/Phone: 231-563.6861



Get Quilted by Bruce
One Week Turnaround
Edge to Edge Quilting
2¢ per sq. inch
Includes Batting

- Many different quilt designs
- 25 thread colors to choose from
- Two Gammill Statler Stitchers
- We know the results will please you

Call Abbi May's for details
231 563.6861

"Of course I'm working!..."



It's a POWER TOOL with thread.*



Elegant Stitches

Longarm Quilting
Statler Stitcher

Darla Parks


13548 Greenbriar Dr.
Grand Haven, MI 49417

(616) 607-8122

ElegantStitchesLongarmQuilting@yahoo.com
www.elegantstitchesmi.com

Sales representative for
Gammill Quilting Systems

The General Store



* Top of the line
Quilting Fabric
* Unique Gifts

103 E. Colby Street
Whitehall, MI 49461

(231) 894-2164

Hours: Mon - Sat: 10 - 5:00

TWISTED BEECH QUILT RETREAT

NEW FOR 2018

**LOCATED ON BEAUTIFUL STONY LAKE IN
OCEANA COUNTY, MI**

2 WORKSHOPS AVAILABLE

SEPTEMBER 4-8

SEPTEMBER 11-15

SPACE IS LIMITED—RESERVE YOUR SPOT TODAY



**FOR ADDITIONAL INFORMATION VISIT CATHYJONESQUILTS.COM
AND CLICK ON THE RETREAT BUTTON**



Knowledgeable People

Fun Classes

Great Sewing Machines

www.lakeshoresewing.com

**BERNINA
ACADEMY**

FEAR NO FABRIC!

Learn how to master 20 challenging fabrics.



2-DAY COURSE • EXPERT INSTRUCTORS • ENROLL TODAY!

made to create **BERNINA**

BERNINA Sewing Academy

Build your confidence and Fear No Fabric!

You'll walk away with a completed Technique Book, loads of project inspiration and instructions, and valuable sewing knowledge.

Featured fabrics: burlap, cork, cotton, leather, vinyl, oilcloth, lace, fur, denim, wool, toweling, velvet, double gauze, fleece, knit, spandex, minky, silk and chiffon.

Featured techniques: French seam, lap seam, appliqué, lace insertion, proper techniques for fur and minky, rolled hem, sewing with knits, hemming & mending denim, mock flat felled seam, sewing on buttons & buttonholes. \$125 for both days, includes lunches & kits.

The Awesome New Bernina 5 Series machines will be provided along with 7 Series machines.

Wyoming - Mar. 9 & 10; 9:30 am - 3:30 pm



Discount for guild members!

Show us this ad and receive 15% off your total purchase of regularly priced items.

Offer not applicable to classes.

PALS, Feb. 2018