

Patchers at the Lakeshore News

www.palsquiltguild.org

January 2018

PALS Quilt Guild Meeting

January 8, 2018

6:30 pm Meeting

Fellowship Reformed Church

4200 Apple Ave. Muskegon

2018-2019 PALS Board

Chairpersons

LouAnn Mrotz*

Jami Harwood*

Co-Chairpersons

Rae Simerick *

Cinda Cogswell*

Secretary

Nancy Boxer*

Treasurer

Suzette Mattson*

Asst. Treasurer

Carolyn Dakin*

Media

Deb Taylor* & Chris Willis

Resources

Cindy Vogel & Cathy Baker

Marketing

Linda Brosseit & Marilyn Anderson*

Membership

Karen Benham & Lisa Schooley

Historian

Kathy Preston

Charity Quilts

Jan Alder & Sheila Baldwin

Library

Barb Reynolds

Bee Keeper

Su Palmer

Lighthouse Liaison

Quilt Show (2019)

Kathy Johnson

Marilyn Suchecki

Carla Redenius

*Denotes Director

Next Board Meeting

January 29, 2018 6:30 PM

Next Newsletter Deadline

January 15, 2018

quilterscafe278@yahoo.com

From Your Chairs-LouAnn Mrotz and Jami Harwood

Hello and Happy New Year 2018!

Each New Year typically begins with many of us making resolutions. Do you make new resolutions with your quilting in mind? Maybe to finally get that growing stash better organized? To complete a certain number of projects in a given timeframe? Maybe find an old unfinished project that's been hiding for who knows how long, and actually become determined to finish it THIS year? Maybe you need to find an extra few hours to get together with a friend of two to "sew-cialize." Whatever quilting goals are on your mind, we hope we can help you find the inspiration, ambition, motivation, techniques, or whatever else you need to complete some of your projects. Sometimes we just need a little help from our friends to get us motivated again. We can't wait to see all your finished projects in 2018!!

You may see our meetings 'rearranged' every now and then because we feel that the Show & Tell portion of our meetings is extremely important. We have many, many talented PALS members who enjoy sharing their talents and workmanship and many other members who really want to see those quilts. We need inspiration at times and we can all learn from each other. We all work very hard on our quilts and finishing them is a BIG accomplishment and something to be very proud of. We hope that all of you will participate in showing your quilts as well. We are all at different levels in our quilting talents so don't be afraid to bring your quilts just because you believe someone else may do something better than others. We enjoy seeing everyone's finished projects, no matter how big or small, simple or complex.

NOTE: Our January meeting will be on the 2nd Monday, January 8th due to New Year's Day falling on the 1st Monday. Can't wait to see you then!

Jami & LouAnn

Meeting Cancellation Information

In case of inclement weather, notifications will be sent to WZZM-TV and WOOD-TV stations. If at all possible, an E-mail blast will be sent to members who receive their newsletters via email.

2018 PALS Calendar

We are looking forward to a great 2018 with PALS. We have some wonderful teachers coming in March, April, June and September, and more inspirational events in the other months. We hope there is something for each of you to enjoy.

January: We will begin 2018 with a Board Member Challenge to bring a UFO. We want to hear the stories behind these projects that have been left behind.

February: Fat Quarter Fun!! Please remember to bring a Fat Quarter with you to the meeting.

March: Our first speaker/teacher for 2018 will be Doug Leko of Antler Quilt Designs, antlerquiltdesign.com. He has a brand new book, "Stashtastic", just released in December. His first class will be on Sunday, March 4th, "English Knot." On Monday, March 5th, he will teach "King's Cross." Please be sure to check with Resources to sign up and get your supply information for each class. I'm sure Doug will have lots to teach us. We've heard he's a lot of fun and has a great story.

March: 3/17 **Tentative** date for National Quilt Day activities.

April: Gudrun Erla, think stripology rulers, gequiltedesigns.com

May: Board Member Challenge!! Bring in those finished UFOs from January.

June: Edyta Sitar of Laundry Basket Quilts, laundrybasketquilts.com

July: Product Review by Quilted Memories, quiltedmemoriesmi.com

August: Picnic

September: Susan Cleveland of Pieces Be with You, piecesbewithyou.com

October: TBD

November: PALS University



December: Christmas Potluck

**CHICAGO INTERNATIONAL QUILT FESTIVAL
BUS TRIP
SATURDAY, APRIL 14, 2018**

Mark your calendar for Saturday, April 14, 2018. We are planning a big bus trip to the Chicago International Quilt Festival. We will have a fun-filled day with hundreds of quilts to admire and also hundreds of vendors where you will find just the right items to purchase. The bus will leave Muskegon at 6:15 AM. It will also stop at Meijer in Grand Haven at 6:45 to pick up our Lighthouse members joining us. We will stop for breakfast and arrive in Chicago just in time for the show to begin. After a busy, exciting day at the show, we can relax on the bus and will stop for dinner on the way home. We welcome all Lighthouse members to join us. The cost for the day is \$65.00, \$70.00 for nonmembers. This includes the bus fee and show ticket. You are responsible for your own meals. Signup will begin at the January general meeting and the following week at Lighthouse Guild meeting. Checks should be made out to PALS.

Any Questions: call Kathy Myers 231 798-3952, email: kathleenmyers68@gmail.com
or call Kay Wilton 616 842-0921.

Time to get started on our AQS Ultimate Guild Challenge 2018 quilts!

What's Your Modern? Let's discuss quilting techniques!! There will be a Challenge meeting to help on January 30th at 6:00 pm at:

Joy Lamphere's home
3796 Hall Road
Muskegon

The meeting is for all of us to get together and bounce ideas, brainstorm, discuss quilting techniques or if anyone needs help with anything etc.... No sewing machines, just your project, or fabrics or paper designs. We will also demo two binding techniques.

Please RSVP at elegantstitcheslongarmquilting@yahoo.com

The challenge is "What is YOUR Modern?"

PALS Guild Challenge rules:

Your Quilt must

- **be 30" wide by 45" long**
- **use ONLY solid fabrics**
- **not be embellished**
- **must be heavily quilted by you**



From your Co-Chairs

Cinda Cogswell & Rae Simerick

Quilting has always been something I have wanted to do. Since retiring I decided that now was the time for it. I love it! Still feel like a beginner but quilters are all so helpful and willing to teach others, I have met many new people that I can now call friends. In the year to come I'm looking to meet more of our guild members. Rae Simerick

My start to quilting comes in the way of a funny story. A message from my good friend, Debbie Aebig, left on my answering machine invited me to a "Cooking Class". We met up with Debbie and husband at the restaurant the next night and she told me she missed me at the quilting class!! After quite a few laughs, I enrolled in the Thimbleberries class at Quilted Memories and have never looked back. Rae invited me to join the Guild four years ago and I have enjoyed all the classes I have taken. I look forward to next year and making more new friends and developing the craft that I enjoy so much.... Cinda Cogswell

Membership

Lisa Schooley & Karen Benham

What a great December meeting with lots of delicious food. We have 2 new members who joined us in December, so please welcome **Winn Peter, Elaine Galoit and Pam Leonard**; say hello if you get a chance.

Charity Quilts

Jan Alder & Sheila Baldwin

We would like to thank everyone who made quilts for our charities this last year. We would like to give a special recognition our top three contributors: 1st place Karen Benham (24), 2nd place Jan Marshall (19) and 3rd place tie Nancy Boxer(17) and Linda Umstead(17). We would also like to thank Jan Alder, Mary Anderson, Sue Baker, Sheila Baldwin, Kitty Beattie, Ellen Bisson, Ruth Basch, Jan Brink, Cheryl Brown, Mert Bytwerk, Sheri Church, Carolyn Dakin, Carla Deibel, Pam DeLong, Katie DeYoung, Doris Dowdy, Sandra Engle, Pam Frazier Kleinheksel, Robin Greve, Jami Harwood, Roxanna Herder, Belinda Hinojosa, Barbara Johnson, Cathy Jones, Lori Lieffers, Sue Lohr, Judy McCauley, Rhesa Martin, Suzette Mattson, LouAnn Mrotz, Barbara Murphy, Carol Norwich, Janet Olsen, Lynne Osborn, Connie Plugger, Sandra Pummel, Barbara Reynolds, Betty Ross, Lisa Schooley, Sue Sibril, Rae Simerick, LuAnne Sloop, Phyllis Tyjewski, Cindy Vogel, Connie Wanerus and Mary Warden for making two or more quilts.


If your name is on this list please stop at our table at the membership meeting to pick up your pin. Once again this year we will have kits available for you to pick up at the meetings and also we are planning some dates to have Sew-Ins.

Waiting for Spring Mystery Quilt **clue Three**

*Step One:

*Fabric A: Cut 9 ~ 4" strips subcut into 84 ~ 4" squares
~set aside 41 for Step Two



*Fabric D: Cut 5 ~ 4" strips ~ subcut into 43 ~ 4" squares
~mark center diagonal line on back of each square



*Pair 43 ~ Color A and Color D squares and sew seams $\frac{1}{4}$ " away from the center diagonal line. And then cut apart on the line for 86 *HST* units. *Square up to $3\frac{1}{2}$ " if needed. Place in zip bag labeled **Clue #3a**.

*Step Two

*Fabric A: Take 41 ~ 4" squares from Step One
~ Cut on the diagonal to make 82 *HST* pieces



*Pair the *HST* pieces with the *HST* units from **Clue #2** to make 82 *HST/QST* units
*Square up to $3\frac{1}{2}$ " if needed.
*Place in a zip bag marked **Clue #3b**.

*Step Three

*Fabric A: Cut 14 ~ 2" WOF strips – place in zip bag labeled **Clue #7**

HST = Half Square Triangle *QST* = Quarter Square Triangle

©2017 Shout4Joy – used by permission

Where's the Needle?

N E G A K C A P J M L X W X N L V
 A W I N T H E Q U I L T M Z N R G
 R Y O N K L T B B Y N I D E W L T
 M R Q G V L Q X T Z X L E N Y K K
 O L O V T D L J N E D D E S R B X
 F N Q O Y H B T D Y L R P B A T E
 C O P M L M G W D E Q O S R O N Y
 H I X P T F I I B W O E O T I R B
 A H N W K T E O N L W F Z H N A D
 I S J R H B X H O N S M C T T N Y
 R U Y P Q L L F T O I A X T L M R
 D C I N V V T O A N M N I N Y M J
 R N N Y M H P P U Y O N E Z T M Z
 S I R Y R A B R B S G N V D J N Q
 X P K E N D L Y J T E V G B D N T
 M D A T G L P J M R M D R X X I X
 T D S N M L D W P Q W T L R G N H

HIDDEN IN NIGHTGOWN
 ROBE
 ARM OF CHAIR
 SEWN TO PANTS
 ON THE FLOOR

MIXED WITH PINS
 SPOOL OF THREAD
 PINCUSHION
 NEEDLE BOX
 PACKAGE

BAR OF SOAP
 BY MACHINE
 IN THE QUILT
 BLOUSE
 BATTING



If your **New Years**
 resolution is to
 finally kick your
 quilting addiction...

Feel free to drop
 your fabric off at
 my house!

Quilt Sizes

Baby Quilt	36" x 54"
Afghan/Lap Size	54" x 72"
Twin Quilt	54" x 90"
Double Quilt	72" x 90"
Queen Quilt	90" x 108"
King Quilt	108" x 108"



The General Store

* Top of the line
Quilting Fabric
* Unique Gifts

103 E. Colby Street
Whitehall, MI 49461

(231) 894-2164

Hours: Mon - Sat: 10 - 5:00



Quilted Memories Inc

Quality Fabrics • Supplies • Machine Quilting • Classes

9919 Business US 31 • Montague, MI 49437

231-893-0096 • www.quiltedmemoriesmi.com

"Helping you create tomorrow's treasures"

Visit our website often for updated
classes, events and sales!

PFAFF
Perfection starts here™
Sewing Machine Sales



Get Quilted by Bruce
One Week Turn Around
Edge to Edge Quilting
2¢ per sq. inch
Includes Batting

- Many different quilt designs
- 25 thread colors
- Two Gammill Statler Stitchers
- We know the results will please you

Call Abbi May's for details
231 563.6861

"Of course I'm working!..."



It's a POWER TOOL
with thread.*

Elegant Stitches

Longarm Quilting
Statler Stitcher



Darla Parks

13548 Greenbriar Dr.
Grand Haven, MI 49417
(616) 607-8122

ElegantStitchesLongarmQuilting@yahoo.com
www.elegantstitchesmi.com

Sales representative for
Gammill Quilting Systems



Your source for a great selection of top quality quilters fabrics, kits and so much more at discount prices that always save you money. We'll help you find everything you need to turn your vision into a fabulous quilted reality.

Classes! Have an idea for a class? Tell us about it.
Want a secret place to hide out and just sew?
Our classroom may be available. Call first to escape for a few hours.

2357 Holton Rd Ste B, Muskegon MI 49445
Hours: Monday-Saturday 10am-5pm-Closed Sunday
Email: Linda@abbimays.com/Phone: 231-563.6861



Come Sew With Us

Thank You!

We at Gall Sewing and Vacuum Centers would like to thank you for your support during 2017. We look forward to continuing to provide for your sewing needs with classes, fabric, notions, sewing machines, and the latest in sewing technology.

Sewing Machine Repair

FREE clean and oil **Keg \$25.00**

Includes

Cleaning & oiling of any household machine
Check tension
Check feed mechanisms



Expires 2/1/18. Cannot be combined with any other offer.



Classes

\$5.00 Off

Your Next Class



Expires 2/1/18 cannot be combined with any other offer



Grand Rapids
3933 Plainfield
(Next to Big Apple Bagels)
616-363-1911

Wyoming
5316 Clyde Park Suite E
(Behind Arnie's)
616-531-4373

Muskegon
1910 Apple Ave
(Quarter Apple Mall)
231-773-8494

Lansing
428 Frandor
(Frandor Mall)
517-333-0500

Toll Free 888-363-1911

www.gallsewingvac.com

Lakeshore Sewing

Knowledgeable People

Fun Classes

Great Sewing Machines

www.lakeshoresewing.com

Winter Quilter's Retreat

Come join us in Muskegon for a "Stay at Home" retreat January 26th-28th. You bring your sewing supplies and the project(s) of your choice, and we'll provide the rest!

Retreat hours will be 10:00 a.m.-9:00 p.m. Friday and Saturday; and 10:00 a.m.-3:00 p.m. on Sunday.

The event fee is \$99. Work on any project and leave your things over night. Prizes will be given each day. We'll even provide meals, snacks and drinks!

Lakeshore Sewing

Discount for guild members!

Show us this ad and receive 15% off your total purchase of regularly priced items.

Offer not applicable to classes.

PALS0118