

NOTES FROM OUR CHAIR



Quilting is probably the last thing on your mind during the warm summer days. We all seem to get so busy with friends and family activities that we don't save any time for us. We need to relax and fit some quilting time in our days. When the temperature is not too high and the humidity is low, I enjoy sitting on the deck in the shade and doing some handwork. If the weather is not agreeable to me, I find myself inside with the air conditioning in front of the sewing machine. stitching my fabric together. I'm lucky to have a designation sewing room where I can easily and quickly pick up my project and start to sew. Sometimes I can only spare a few minutes, but other times I can devote an entire day to quilting. No matter when or where you quilt, you should take some time just for you. Find your "creative spot" and enjoy your quilting time.

Any day spend quilting, is a great day,
Cheryl

OCTOBER IS BREAST CANCER AWARENESS MONTH


We will be raffling off a beautiful "PINK" quilt to benefit breast cancer research at the October guild meeting. Tickets will be \$1 each or 6 for \$5. The quilt was made by Mary Warden and Cheryl Berggren and is being quilted by Darla Parks of Elegant Stitches. Help support this great cause and... maybe... win a wonderful quilt.

DEAR JANE BEE

Fall is just around the corner, and the Dear Jane Bee will begin meeting again. We have been getting together for about two years and are hoping to add a few more members. If you have thought about making the Dear Jane quilt but don't know where to begin, joining our bee is the place to start. We do not bring our sewing machines but instead we do hand work, not necessarily on the Dear Jane quilt. We talk about the quilt a lot, give each other tips, and get to know each other better. Getting together each month gives us a monthly goal and keeps us going. We are all at different stages of the quilt and enjoy seeing how Each one is progressing.

For those of you who are not familiar with the Dear Jane quilt, it is a quilt made by Jane Stickle during the Civil War. She lived her life in Vermont where the quilt is now housed in a museum. It has become a very popular quilt to reproduce all or a portion of it. For more information on it, you can google "Dear Jane".

The Dear Jane Bee meets the second Tuesday of each month from 6:00-9:00 pm at Quilted Memories, Montague. We each pay a \$5.00 fee for the use of the quilt shop each month. Come join us for the fun and friendship. To join us or to ask questions, call Kathy at 231 798-3952. Hope to see you soon.



BOARD OF DIRECTORS

Chairperson*

Cheryl Berggren

Co-chair *

Joy Lamphere

Secretary *

Penney Ippen

Treasurer *

Mary Warden

Asst. Treasurer *

Suzette Mattson

Newsletter *

Sylvia Koski

QUILT SHOW

Mary Warden

Cheryl Berggren

Darla Parks

COMMITTEE CHAIRS

Membership

Peggy Jobe

Resources

Kathy Myers*

Marketing

Deb Tilton*

Sue Webb

Historian

Kathy Preston

Peggy Goetz

Baby Quilts

Jami Harwood

LouAnn Mrotz

Library

Barb Reynolds

Betty Gutoski

Bee Keeper

Su Palmer

Lighthouse Liaison

Kay Wilton

Denotes Director *

Visit our website <http://www.palsquiltguild.org>

Or email us at: palsquiltguild@gmail.com

Like us on Facebook

PALS HOSTS DEB KARASIK IN SEPTEMBER

Monday, September 12 is the joint meeting between PALS and Lighthouse guilds, and we are excited to welcome Deb Karasik as our guest speaker and teacher.

Deb started her real quilting passion in November of 2000, when she got a call from one of her daughters, advising Deb, (the daughter...not Deb!) she was pregnant with triplets. She picked up the quilting bug with a passion and joined her local quilt guild (the San Francisco Quilters Guild).

It was at the SFQG that she met Janet Mednick, who would later help her write a book for the American Quilters Society, called 'QuiltMavens Perfect Paper Piecing'.

She has since written 'Quilts With Attitude', also published by AQS, and is currently working on her next book.

Now based in Durham, North Carolina, Deb is quilting, teaching and writing professionally, and her travels take her worldwide to share her passion for contemporary quilting, meeting new people, and sharing her

Deb will be offering the following classes:



BATIK WHEELS

(aka Psychedelic Upchuck)

After completing a nice, batik quilt called Batik Wheels, I wanted to see it 'punched up a bit'. Little did I know it would end up an explosion of color!

Sunday, September 11, 2016

9:30 am—4:00 pm

Quilted Memories

\$45 PALS and Lighthouse members

\$50 non-Members

TURNING OVER A NEW LEAF

These adorable little stylized leaves are a treat to make and feast for the eye. You will learn the basics that will take you soaring into even greater projects.

Monday, September 12, 2016

10:00 am—1:00 pm

Quilted Memories

\$35 for PALS and Lighthouse Members

\$40 for non-members




Additional \$15 materials fee

This class is filled but a waiting list is being compiled.



To sign up for classes, please contact Kay at 616 842-0921 or Kathy at 231 798-3952

august 25 – november 6, 2016



circular ABSTRACTIONS

BULL'S EYE QUILTS




Curated by Nancy Crow

Sponsored by Roxanna & Larry Herder

MUSKEGON
MUSEUM OF ART

muskegonartmuseum.org





Watson Quilting

616-842-4471
Longarm Quilting Service
Custom quilts
Quick turn-around
Reasonable Rates
cwatson63@att.net
Facebook / Watson Quilting

Christina Watson
12860 Apple Drive
Nunica MI 49448



Judith Kraker's Quilting



LongArm Services
E-Mail: ikoijk@gmail.com
Website: Krakerquilting.com

PH: 231-286-1480

April-Oct: 689 Hess Lake Dr,
Grant, MI 49327

Oct - April: 8950 E Utah
Sun Lakes, AZ 85248



Amy Shotwell
Owner

(231) 398-5960
quilter@kateyedesign.com


Custom crafted items
Sewing/Quilting
Longarm quilting
Other services

<http://www.kateyedesign.com>



Laura Greenfelder, Owner

203 Pearl Street, Chesaning, MI 48616
www.creativepassionsllc.com • 989-845-2159



Elegant
Stitches

Longarm Quilting
Statler Stitcher

Darla Parks

13548 Greenbriar Dr.
Grand Haven, MI 49417

(616) 607-8122

ElegantStitchesLongarmQuilting@yahoo.com

www.elegantstitchesmi.com

Sales representative for
Gammill Quilting Systems

2016 PALS Calendar (subject to change without notice)

Dates & Details	September	October
Membership/Board Mtg.	September 12 & 26	October 3 & 24
Program	Deb Karasik	Breast Cancer Quilt
Vendor	@ PALS	Baby Quilt Distribution
Show & Tell	Deb Karasik	none
Stash Cash	no	yes
	class 9/11 & 9/12	
Dates & Details	November	December
Membership/Board Mtg.	November 7 & 28	December 5
Program	PALS University	Christmas Potluck
Vendor	none	Toys for Tots
Show & Tell	yes	
Stash Cash	yes	

BeeKeeper Buzz from Su Palmer

Just an update about Bee's for PALS members. "Bees" are small groups of members who get together to work on projects, share ideas or just to chat. Our guild has a notebook with current "bees" and listed members. Information about meeting times and places, along with the group's specific theme are listed. I am the current beekeeper of the notebook with "Bee" Information.

One of our small groups focuses on "Dear Jane." They would like others members to join them as they discuss and create the many blocks offered in the Dear Jane book. (see information on page 1)

If you would like to update your group or organize a "bee" please contact Su Palmer, 231-740-7104 or dsmjpalmer@aol.com.



Find us on
Facebook

Come Sew With Us



Don't miss the American Sewing Expo

September 23-25, 2016

Friday: 9am – 6pm
Saturday: 9am – 6pm
Sunday: 9am – 5pm

Suburban Collection Show-
place
Novi, Michigan



Help Us Celebrate
Gall Sewing & Vacuum
Centers

70th Anniversary!!!

Each month there will be
fantastic anniversary savings on:

Sewing Machines
Vacuums
Sewing Cabinets



Grand Rapids
3933 Plainfield
(Next to Big Apple Bagels)
616-363-1911

Wyoming
5316 Clyde Park Ste E
(Behind Arnies)
616-531-4373

Muskegon
1910 Apple Ave
(Quarter Apple Mall)
231-773-8494

Lansing
428 Frandor
(Frandor Mall)
517-333-0500

Toll Free 888-363-1911

www.gallsewingvac.com

MEETINGS WITH SPEAKERS

When we have a paid speaker at our meeting, your guests will be charged \$5. Non-members will be charged \$10 @ Quilt University.

Patchers At the LakeShore guild meetings are held the first Monday of every month at 6:30 p.m. in the family center of the Fellowship Church, 4200 E. Apple Avenue, Muskegon, Mi.

Members receive a newsletter 6 times per year: January, March, May, July, September, & November. newsletter deadlines are the 5th of the month preceding publication.

MEETING CANCELLATION

In case of inclement weather notifications will be sent to WZZM TV and WOOD TV stations. If at all possible an Email blast will be sent to members who receive their newsletters via email.

TREASURER'S REPORT

Checking Account

Balance 5-10-16	\$ 5448.40
June Income	390.00
July Income	<u>1719.00</u>
June Expenses	5030.11
July Expenses	-0-
Balance 7-28-16	<u>2527.29</u>
Savings Account	10,200.31

Lakeshore Sewing

Knowledgeable People Fun Classes Great Sewing Machines

www.lakeshoresewing.com

Wyoming: 1011 Gezon Parkway SW; 616-531-5561

Knapp's Corner: 1971 E. Beltline NE, Grand Rapids; 616-365-8282

Muskegon: 1848 East Sherman Blvd., Suite R (by Pizza Ranch); 231-288-1263

Hours: Mon-Fri: 9 a.m.-6 p.m.; Sat: 9 a.m.-4 p.m.



You are invited

to the annual Customer Appreciation Parties at Lakeshore Sewing
6:00-8:00 p.m. on Thurs., Oct. 13, 2016 at our Wyoming store
combined event for our Wyoming and Knapp's Corner (Grand Rapids) stores

Or

6:00-8:00 p.m. on Tues., Oct. 18, 2016 at our Muskegon store

Please join us for food, fun and special savings on machines, accessories and notions -
including Baby Lock, Bernina and Husqvarna Viking branded products.
It's our way of thanking you for being loyal Lakeshore Sewing Customers!

Sign up for our free e-newsletter and receive coupons,
advanced notice of upcoming classes, sales, special events, and more!

Lakeshore Sewing

Wyoming

1011 Gezon Parkway SW

Knapp's Corner

1971 E. Beltline NE,
Grand Rapids

Muskegon

1848 East Sherman Blvd., Suite R
(by Pizza Ranch)

Save 40% Off
Sewing Machine or Serger
Service or Repair

Offer valid through Oct. 15, 2016



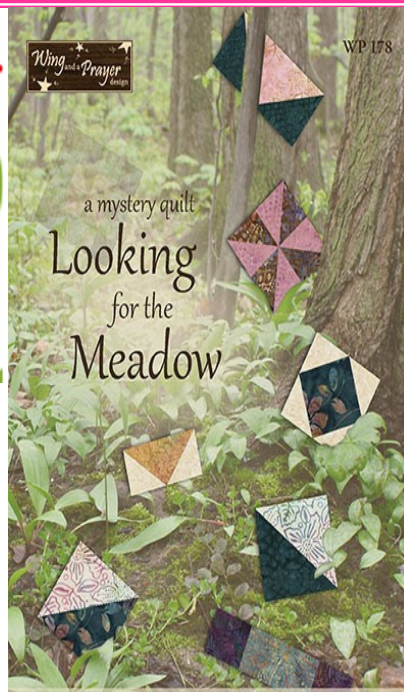
PALS 0916



Visit abbimays.com often for updates on our classes"

2357 Holton Road, Muskegon, MI 49445
231 563-6861
Store Hours:
Monday-Saturday: 10 am-5 pm
Email: linda@abbimays.com
www.abbimays.com

LONGARM QUILTING NOW AVAILABLE



Our Mystery Quilt has started but you can still join anytime!

This 4-part mystery quilt is perfect for the skilled beginner and beyond. In each of the four sessions, students will complete 4½" x 8½" units or 8½" blocks. The mystery will not be solved until all four sessions are completed and the quilt layout is revealed.


Pattern cover (shown left) shows color pictures of quilt components but the pattern does not include a color picture of the quilt.

The Mystery Quilt features all ten of the Tonga Batik Meadow fabrics.

Our finished Mystery Quilt will be 72". The pattern includes finishing instructions for a 100" size quilt.



 **10% off kits with coupon**
Must present coupon at time of purchase



Only 8 spaces left!

QUILTER'S ROAD SHOW
DESTINATION:
MISSOURI STAR QUILT CO.
OCTOBER 18, 19, and 20, 2016
\$335 per person

For Information and Registration:
Kay Wilton
(616) 430-0732
QUILTNWILTN@HOTMAIL.COM

BABY QUILT NEWS

Baby Quilts is going well. For June & July we had 23 members donate 74 quilts. Plus we had ten quilts that were started at our May workshop turned in. Our grand total as of July 31st is 277 quilts. We have faith that we will have at least 350 - 400 ready to donate at our October 3rd meeting! We look forward to seeing the kits we handed out come back finished and find out what you thought of the patterns we picked. We put a lot of time and work into making kits, we hope you enjoy making them. We are still in need of cotton fabric yardage to be used for backings, which are our biggest challenge. Keep up the great work ladies! We know lots of you are working very hard to help our guild help these organizations.



The organizations invited to receive baby quilts this year are: Catholic Charities, The Rescue Mission; Women's and Children's Division, Every Women's Place, Love Inc., and Muskegon Pregnancy Services. We are hoping they will all participate.

"Baby Quilts" is our guild's service project, intended to give back to people of the community who have less and to give something that, hopefully, will be cherished for many years to come. Our love of quilting is passed on, to those we do not know, who may someday take up quilting and pay it forward. In order to receive a baby quilt pin, a member is required to turn in two baby quilts for each year. We are blessed to have some members who have far exceed that requirement. They pick up kits every meeting and return quilts every meeting, and sometimes not just one or two. This is how our numbers grow and we hope many of you that have not donated will consider making two quilts a goal for the coming year.

As a reminder, if you have quilts to donate we would really like to receive as many as possible at the September meeting so we can get a count and start preparing them for the receiving organizations. At our October meeting which is always busy. Of course we will accept quilts additional quilts at the October meeting.

As always, we so appreciate all you do for us and the Baby Quilt Committee.
Happy Quilting ! Jami Harwood and LouAnn Mrotz - Chairpersons



Quilted Memories Inc

9919 Business US 31 • Montague, MI 49437

(231) 893-0096 - www.quiltedmemoriesmi.com

"Helping You Create Tomorrows Treasures"

PFAFF Sewing Machines

Classes: September 7 & 21, 2016—Call for details

Shop Swap with Attic Windows Quilt Shop, Comstock Park, MI
September 4 & 5, 2016—Call for details

October 7, 8 & 9, 2016—See you at Quilts on the Grand Quilt Show
Moonlight Madness Sale October 28, 2016—6-9pm

Quilted Memories is closed the following dates:

September 4 & 5, 2016 • October 9, 2016 • October 30, 2016



PFAFF

Perfection starts here.™



Grand Haven Lighthouse Quilt Guild

October Workshops

MYRA'S WINDOW BOXES

with Lenore Crawford

Sunday, October 9, 2016


9:00 a.m. – 4:00 p.m.

Grand Haven Seventh Day Adventist
Community Service Center

432 S. Beechtree, Grand Haven, MI

COST: \$40.00 for class

additional \$10 supplies fee paid to Instructor
day of class



BLENDED FABRICS COLLAGES

with Lenore Crawford

Monday, October 10, 2016

9:00 a.m. – 4:00 p.m.

Class to be held at Church of the Dunes
717 Sheldon, Grand Haven, MI

COST: \$40.00 for class
additional \$20 supplies fee
paid to Instructor, day of class

Visit Lenore Crawford's website, <http://www.lenorecrawford.com/> to learn more about Lenore, her quilting techniques and pictures of her projects.

For additional information about the class, call Su Palme (231) 740-7104 or Pam Kihn (231) 206-6729, Program Chairpersons

The **Show and Tell** part of our meetings is extremely important. Many PALS members want to show their talents and workmanship of their quilts, and many other PALS members want to see those quilts. Consider these thoughts when attending the guild meeting. Please stay till the end of the meeting to be part of the PALS Show and Tell.

Journey to Japan
SEPTEMBER BLOCK OF THE MONTH
 Yosegi Juji Masu (cross squares)

Fabric Requirements:

Fabric A: eight 2" squares
 two 3 ½" x 3"
 one 3 ½" x 6½"

Fabric B: eight 2" squares
 four 3½" x 2"

Sewing Instructions:

Following the last diagram, lay out all of your pieces in their proper position before piecing them together.

Corner Units

- 1) Sew one A 2" to one B 2". Repeat to make eight AB units.
- 2) Make four 4 patch with the AB units. Each unit measures 3½" square

Middle Units

Sew one A 3½" x 2" to one B 3½" x 2" . Repeat once to make two units. Each unit measures 3½" square

Block

Sew one corner unit to each end of a middle unit. Repeat twice to make two rows.

Sew one B 3½" x 2" to each end of A 3 ½" x 6½"

Follow diagram below and sew the rows together. Block measures 9 ½" square.

OCTOBER BLOCK OF THE MONTH

Yotsu Kumi Sujikai

Fabric Requirements:

Fabric A: four 3 ¾' squares
 two 3 ½" x 3"

Fabric B: one 5 x 1¾"
 one 3 ¾" x 1 ¾"

Fabrics C, D, E: same as B

Sewing Instructions:

Sew one B 3 ¾" x 1 ¾" to one 3 ¾' squares. Repeat with C, D, and E 3 ¾" x 1 ¾" and remaining 3 ¾' squares. Each unit measures 3 ¾" x 5".

Sew the B, C, D, E 5 x 1¾" to each of the above units.

Check diagram and make sure all pieces are properly oriented.

Sew the four patch together to create the block. Block measures 9 ½" square.