

# PALS NEWSLETTER

## November is Membership Month

### EASY INSTRUCTIONS

1. Clip the dues form below.
2. Fill it out completely-please print all information clearly, especially your email address.
3. Write a check for **\$25**, payable to PALS, or bring the exact amount (\$25) in cash.
4. Bring the form and your payment to the November guild meeting.
5. Turn in at the membership table.

Once again, we will be holding a drawing for a beautiful gift basket with a bevy of quilting goodies. Every person who renews their membership dues at the November general meeting will be entered into the drawing which will be held at the end of the meeting.

Our dues help defray the cost of our speakers/instructors, our summer picnic, our Christmas potluck, and many, many more things that our guild does every year. We are so fortunate to have such an active guild, and much of this is due to our members paying their dues in a timely fashion.

### PALS MEMBERSHIP DUES—\$25

PLEASE PRINT ALL INFORMATION CLEARLY

RENEWING MEMBER

NEW MEMBER

NAME \_\_\_\_\_  
(LAST) (FIRST) (NICKNAME-IF PREFERRED)

STREET ADDRESS \_\_\_\_\_ CITY \_\_\_\_\_ ZIP \_\_\_\_\_

PHONE \_\_\_\_\_ EMAIL ADDRESS \_\_\_\_\_

HOW DO YOU PREFER TO RECEIVE YOU NEWSLETTER: EMAIL?  US MAIL

#### FOR MEMBERSHIP CHAIR

RECEIVED \$25 CASH  CHECK  CHECK # \_\_\_\_\_ DATE \_\_\_\_\_

MAKE CHECK OR MONEY ORDER PAYABLE TO PALS

MAIL TO:  
 PEGGY JOBE  
 1015 RUDDIMAN DR #B2  
 MUSKEGON, MI 49445

**Threads of Friendship 2017 Quilt Show**  
**Cheryl Berggren/Darla Parks/Mary Warden**  
**Co-Chairs**

It is that time once again for the 2<sup>nd</sup> Biennial Threads of Friendship Quilt Show, so put it on your calendar for May 12 & 13, 2017 at the Fellowship Reformed Church 4200 East Apple Avenue. We will have two raffle quilts, a new challenge quilt, new vendors and much more. We wouldn't have a great show without all of you who volunteer and your beautiful quilts, so start thinking about what you would like to put in the show and what you would like to volunteer for.

**Patchers at the Lakeshore**  
**2017 CHALLENGE QUILT RULES**

**Kay Wilton, Chair**

1. Size is 20" x 20" – Quilts outside of this size will not qualify for judging.
2. Must be three (3) layers – top, batting, backing and quilt must be bound.
3. Must be quilted by hand, machine, or both.
4. The challenge must be an individual entry (no bees).
5. No names may appear on the front of the challenge quilt.
6. Entry must have a registration form.
7. Challenge fabric is provided for a cost of \$3.00, for a 9" by 40" piece.
8. Additional fabric may be purchased from Challenge Chair for \$12.00 per yard
9. Must have a recognizable amount of the challenge fabric within the quilt, not just the binding or border.
10. 2017 Challenge quilt must have at least one spool. It may be pieced, appliqued or 3 dimensional.

Call Kay Wilton @ 616 842-0921 if you have questions.

**BED TURNING**

**Char Hagner, Chair**

A short reminder I am asking for primitive quilts, pineapple quilts and any others that have a story you would like to share. Without you and your story our bed turning won't be successful, so if you have such a quilt please share.

**THREADS OF FRIENDSHIP SHOW**  
**QUILT REGISTRATION**

**Kathy Ploughman/Dianna Michelli**

**Co-Chairs**

The Threads of Friendship Quilt Show is coming on May 12<sup>th</sup> and 13<sup>th</sup> 2017. Please be thinking which of your quilts you would like to enter. We have included an entry form for your quilt in this newsletter. We will begin accepting the entry forms at the January 2017 guild meeting. Please attach a photo of your quilt to the entry form (The photo will NOT be returned to you). Hope to see many quilt entry forms in January.

Your Quilt Show Registration for is included in this newsletter.

## NOTES FROM OUR CHAIR



You might be a quilter if. . . .

- . . . you have more UFO's than you could possibly finish in a year.
- . . . you purchase fabric and the clerk asks, "what are you making" and you answer, "I'm not sure yet, I just had to have this fabric."
- . . . you take photos of complex floor tile patterns because they would make a great quilt.
- . . . fondling fabric is one of your good habits.
- . . . you purchase a "new" pattern, only to find out you already have two of them at home.
- . . . you don't have a problem driving 150 miles to see a quilt show or visit a new fabric shop.
- . . . you have stashed away more projects than you can possibly complete in a lifetime but you continue to search for more.

The list could go on and on, but I think you are a quilter because you enjoy the companionship of people with the same desires of creativity and giving as you have. We love to make quilts to give to charity. We love to attend retreats with friends. We love to learn a new technique. We love to share our ideas. We are ALL quilters of different levels, but we ALL share the same passion.

I hope you are finding some time to stitch today.

Cheryl Berggren

---

At the September board meeting it was decided that, starting in November of **2017**, when you join or renew your 2018 PALS membership for \$25.00, anyone deciding to receiving their newsletter by US mail will pay an additional \$5.00 to help defray the cost of printing and postage. If you receive your newsletter by email the cost will remain at \$25.00.


---

### DON'T FORGET

**The November guild meeting is Quilt University. If you plan to bring a guest, they will be charged \$10 to help cover the cost of materials. See you there!**

---

The Show and Tell part of our meetings is extremely important. Many PALS members want to show their talents and workmanship of their quilts, and many other PALS members want to see those quilts. Consider these thoughts when attending the guild meeting. Please stay till the end of the meeting to be part of the PALS Show and Tell.



### BOARD OF DIRECTORS

**Chairperson\***  
Cheryl Berggren  
**Co-chair \***  
Joy Lamphere  
**Secretary \***  
Penney Ippen  
**Treasurer \***  
Mary Warden  
**Asst. Treasurer \***  
Suzette Mattson  
**Newsletter \***  
Sylvia Koski

**QUILT SHOW**  
Mary Warden  
Cheryl Berggren  
Darla Parks

### COMMITTEE CHAIRS

**Membership**  
Peggy Jobe  
**Resources**  
Kathy Myers\*  
**Marketing**  
Deb Tilton\*  
Sue Webb  
**Historian**  
Kathy Preston  
Peggy Goetz  
**Baby Quilts**  
Jami Harwood  
LouAnn Mrotz  
**Library**  
Barb Reynolds  
Betty Gutoski  
**Bee Keeper**  
Su Palmer  
**Lighthouse Liaison**  
Kay Wilton  
Denotes Director \*

# THREADS OF FRIENDSHIP QUILT SHOW

## Entry Form

NAME \_\_\_\_\_ NUMBER \_\_\_\_\_  
(COMMITTEE USE ONLY)

ADDRESS \_\_\_\_\_  
(STREET ADDRESS) (CITY) (ZIP)

PHONE \_\_\_\_\_  
(HOME) (WORK) (CELL)

QUILT TO BE DISPLAYED IN WHICH OF THE FOLLOWING CATEGORIES:  
LARGE BED QUILT \_\_\_\_\_ SMALL \_\_\_\_\_ MINIATURE \_\_\_\_\_ CHALLENGE \_\_\_\_\_  
61" x 61" OR LARGER) (Up to 60" x 60") (UP TO 20" x 20") (20" x 20")

NAME OF QUILT \_\_\_\_\_

NAME OF PALS MEMBER WHO PIECED THE QUILT \_\_\_\_\_

NAME OF QUILTER \_\_\_\_\_ HAND MACHINE  
(CIRCLE ONE)

DESIGNER/ARTIST \_\_\_\_\_

TITLE & PUBLISHER of PATTERN, BOOK, MAGAZINE, OR WEBSITE  
\_\_\_\_\_

ADDITIONAL INFORMATION FOR QUILT TAG (When, why and any information you would like to share about your quilt in 25 words or less):

---

---

---

---

---

---


---

---

---

---

**Please attach a photo of your quilt to entry form  
(Photos will NOT be returned)**



## Watson Quilting

616-842-4471  
Longarm Quilting Service  
Custom quilts  
Quick turn-around  
Reasonable Rates  
cwatson63@att.net  
Facebook / Watson Quilting

Christina Watson  
12860 Apple Drive  
Nunica MI 49448



## Judith Kraker's Quilting

Long Arm Services  
E-Mail: [ikoijk@gmail.com](mailto:ikoijk@gmail.com)  
Website: [Krakerquilting.com](http://Krakerquilting.com)

PH: 231-286-1480

April-Oct: 689 Hess Lake Dr,  
Grant, MI 49327

Oct - April: 8950 E Utah  
Sun Lakes, AZ 85248



**Amy Shotwell**  
Owner

(231) 398-5960  
[quilter@kateyedesign.com](mailto:quilter@kateyedesign.com)

Custom crafted items  
Sewing/Quilting  
Longarm quilting  
Other services

<http://www.kateyedesign.com>



**Laura Greenfelder, Owner**

203 Pearl Street, Chesaning, MI 48616  
[www.creativepassionsllc.com](http://www.creativepassionsllc.com) • 989-845-2159

### DON'T FORGET TO ORDER YOUR PALS WEAR

Complete your order form and turn it in at the Marketing table during the November meeting. (Samples available to try on)

All orders must be prepaid

#### BLUE DENIM SHIRT \$35.00

Men's sizes      S      M      L      XL      XXL

Women's sizes    S      M      L      XL      XXL

Total Quantity \_\_\_\_\_

Total Cost \_\_\_\_\_

#### SWEATSHIRT \$40.00

Generic sizing    S      M      L      XL      XXL

Total Quantity \_\_\_\_\_

Total Cost \_\_\_\_\_


PAID    Cash      Check      Total Paid \_\_\_\_\_

(checks payable to PALS)

### PALS INSULATED CUPS W/STRAW

AVAILABLE IN BLUE OR PURPLE AT MARKETING TABLE

\$10.00/EA



*Elegant Stitches*  
Longarm Quilting  
Statler Stitcher

*Darla Parks*  
13548 Greenbriar Dr.  
Grand Haven, MI 49417  
(616) 607-8122  
[ElegantStitchesLongarmQuilting@yahoo.com](mailto:ElegantStitchesLongarmQuilting@yahoo.com)  
[www.elegantstitchesmi.com](http://www.elegantstitchesmi.com)  
Sales representative for  
Gammill Quilting Systems



# Come Sew With Us

## Gall Sewing & Vacuum Centers

Celebrating Our  
*70th Anniversary*

We're extending our special show pricing until December 24th!



*Fabric*  
20 - 40% Off

Expires 12/24/16



*Rulers & Scissors*   
25% Off

Expires 12/24/16



**Special Show Pricing on:**  
Sewing Machines  
Sewing Cabinets  
Quilters  
Fabric and more

*Books & Patterns*  
25% Off



Expires 12/24/16



*Exquisite Thread*



50% Off

Expires 12/24/16



**Grand Rapids**  
3933 Plainfield  
(Next to Big Apple Bagels)  
**616-363-1911**

**Wyoming**  
5316 Clyde Park Suite E  
(Behind Arnies)  
**616-531-4373**

**Muskegon**  
1910 Apple Ave  
(Quarter Apple Mall)  
**231-773-8494**

**Lansing**  
428 Frandor  
(Frandor Mall)  
**517-333-0500**

Toll Free 888-363-1911

[www.gallsewingvac.com](http://www.gallsewingvac.com)

### MEETINGS WITH SPEAKERS

When we have a paid speaker at our meeting, your guests will be charged \$5. Non-members will be charged \$10 @ Quilt University.

Patchers At the LakeShore guild meetings are held the first Monday of every month at 6:30 p.m. in the family center of the Fellowship Church, 4200 E. Apple Avenue, Muskegon, Mi.

Members receive a newsletter 6 times per year: January, March, May, July, September, & November. newsletter deadlines are the 5<sup>th</sup> of the month preceding publication.

### MEETING CANCELLATION


In case of inclement weather notifications will be sent to WZZM TV and WOOD TV stations. If at all possible an Email blast will be sent to members who receive their newsletters via email.

### TREASURER'S REPORT August/September, 2016

|                             |         |                  |
|-----------------------------|---------|------------------|
| Checking Beginning Balance  |         | \$2642.29        |
| August Income               | 380.00  |                  |
| September Income            | 1187.90 |                  |
| September Quilt Show Income | 71.00   |                  |
| Transfer from Savings       |         | 2000.00          |
| August Expenditures         | 427.61  |                  |
| August Quilt Show Exp       | 181.98  |                  |
| Ending Balance              |         | <u>\$1155.55</u> |
| Savings Beginning Balance   |         | 10,200.31        |
| Interest Income             | 11.50   |                  |
| Transfer to Checking        |         | 2000.00          |
| Ending Balance              |         | <u>8,211.81</u>  |



Knowledgeable People Fun Classes Great Sewing Machines  
www.lakeshoresewing.com



*Destiny II*

YOUR CREATIVITY RENEWED

**baby lock**

FOR THE LOVE OF SEWING

**The Baby Lock Destiny II - Embrace the Future of Sewing!**

You'll enjoy a larger workspace, a tablet-sized screen, and an impressive selection of built-in stitches and embroidery designs. Smart new features powered by Baby Lock IQ Technology will make every step of your projects easier than ever before.

Available at all 3 Lakeshore Sewing Locations

**Build Your Sewing Skills - Don't miss these great ongoing classes!**

*Baby Lock Serger Club with Barb Wright*

*Creative Sewing Workshops with Bill Voetberg*

*Meet the Feet with Mary Stehouwer*

**Wyoming**

1011 Gezon Parkway SW

**Knapp's Corner**

1971 E. Beltline NE,  
Grand Rapids

**Muskegon**

1848 East Sherman Blvd., Suite R  
(by Pizza Ranch)



**Save \$5 off a purchase of \$35  
OR \$10 off a purchase of \$40  
or more**

Offer valid through Nov. 15, 2016  
One offer per customer, please.



ASG 1016



abbimays.com

### Quilting By Bruce

Drop off your quilt tops get them back in 1 week!  
You will be pleased with the quality of our work.  
2¢ per sq. inch/incl. Hobbs 80/20 batting & thread  
Calculate your own cost: length X wide X 2¢ =cost  
Need backing? Shop our wide assortment .



2357 Holton Road, Muskegon, MI 49445  
231 563-6861

Store Hours:  
Monday-Saturday: 10 am-5 pm  
Email: linda@abbimays.com  
www.abbimays.com



IT'S OUR VERY  
FIRST ANNIVERSARY

**NOVEMBER 19—26**  
**10% OFF**  
**EVERYTHING IN**  
**SHOP**  
Must present coupon




Everyday prices: Cottons: \$9.90/yd. Flannels/Batiks: \$10.80/yd. Additional 10% off during sale  
Contact us @ 231.563.6861 or email: linda@abbymays.com



## BARN QUILT BLOCKS

Classes now being scheduled  
You and other PALS members Can make and take your own



### BARN QUILT BLOCKS

Blocks are primed and ready for painting your designs. All supplies are included.



#### Prices:

- 1 ft X 1 ft —\$15
- 2 ft X 2 ft—\$30
- 3 ft X 3 ft—\$40

Barb Bennett  
269 793-3008  
313 North St  
Hopkins, MI 49328



bpbenett@gmail.com  
Check out my web page:  
www.benchcreations.blogspot.com



## GREAT JOB PALS MEMBERS!!



A HUGE Thank You to everyone who worked so hard all year to contribute 409 quilts for our Baby Quilts Service Project. This was a huge success, I believe the most quilts we have ever been able to donate in one year. We had 74 members who contributed toward this goal.



We will present pins in December to each member who made at least two quilts between November 2015 and October 2016. Our top person will be named at our December Christmas potluck as well. She turned in 62 quilts!!!! We appreciate everyone's efforts to help make this project so successful. It was really great hearing the stories from the charities who came to our meeting to pick up the quilts.

It's such a good feeling to hear that our quilts are being given to those in need, and that they will be used and loved.

We've also had some members donate beautiful fabrics, and batting so we can continue to put kits together and hopefully make it easier for everyone to be able to make a quilt for this project. We truly appreciate all the fabrics we receive.

We would LOVE to see every single member of this guild be able to turn in at least one quilt toward our service project donation for next October 2017. That would be fantastic to say that every member contributed a quilt (or two)!

Keep on quilting, and please let us know if you have any questions and/or suggestions to make this service project even better! Thanks again everyone!

Jami Harwood and LouAnn Mrotz,  
co-chairs for Baby Quilts



This is **409** Baby Quilts! Out the door!  
Good Job PALS!



### **Just a word to those who are supposed to receive your newsletter by email.**

First if you are not getting your newsletter please contact me, 744-0822

I contacted the company who services our distribution and here is their reply to me.

"I'm sorry to hear about your members who are not receiving their emails. The first step is to check for the correct email addresses (I have). Next you will want to ask these contacts to check to see if the email is in their spam folder. **(note: Gmail users should also check the Promotions tab.)** If your email is in one of those folders, ask your member to add your email address to their safe sender list.

Finally, if your members aren't receiving the email at all, ask them to contact their Internet Service Provider and **whitelist Constant Contact on their server.**"

(me again) After you have done all the items above please contact me and I will email the current newsletter to you via regular email. If I am still getting complaints I will recontact our service and find out what to do next.



**PALS CHRISTMAS PARTY  
MONDAY, DECEMBER 5, 2016**

**6:30 PM**

**FELLOWSHIP CHURCH**

**BRING A DISH TO PASS:**

**A—G      DESSERT  
H—M      SALAD OR APPITIZER  
N—Z      MAIN DISH**

Napkins, plates, plastic ware, and coffee and punch will be provided

We will have a trunk show featuring Judy Neimeyer quilts made by Linda Tellesbo. Linda was a certified Judy Neimeyer quilt instructor who passed away recently.



We will be collecting Toys for Tots. If you wish to participate bring an unwrapped toy. You will receive a ticket for each toy you bring that will make you eligible for a drawing. Please concentrate on gifts for boys and girls ages 8-18. Suggestions are handheld electronics, Legos, makeup kits for girls. **No** clothing please!

**BRING YOUR CHRISTMAS SHOW AND TELL TO SHARE**



# Quilted Memories Inc

9919 Business US 31 • Montague, MI 49437  
(231) 893-0096 - [www.quiltedmemoriesmi.com](http://www.quiltedmemoriesmi.com)

*"Helping You Create Tomorrows Treasures"*

PFAFF Sewing Machines



# PFAFF

Perfection starts here.™

November 15, 2016—10am-2pm  
Gazebo Table Topper Class

November 11 & 12—QM Event!  
Call for more details or visit [www.quiltedmemories.com](http://www.quiltedmemories.com)

November 25 & 26, 2016  
—QM Annual Open House  
visit [www.quiltedmemories.com](http://www.quiltedmemories.com) for details

Quilted Memories is closed the following dates:  
November 24, 2016 • Happy Thanksgiving!



**December Holiday Sales**

|              |              |
|--------------|--------------|
| Creative 3.0 | \$500 rebate |
| Smarter 260c | SALE \$399   |
| Smarter 160c | SALE \$299   |

Free extension table with purchase of any Ambition line machine

Journey to Japan  
**NOVEMBER BLOCK OF THE MONTH**  
 Iyo Kasuri Tsunagi Masumon  
 (linked squares pattern)  
 designed by Susan Briscoe

Fabric requirements:

Fabric A: two 2½" square

Fabric B: two 4½" x 2½"

Fabric C: two 6½" x 2" and two 9½" x 2"

Fabric D: three 2½" square

Sewing Instructions: Precise ¼" seam allowance, sew with small stitches (13-15"). Following the diagram, lay out all of your pieces in their proper position before piecing them together.

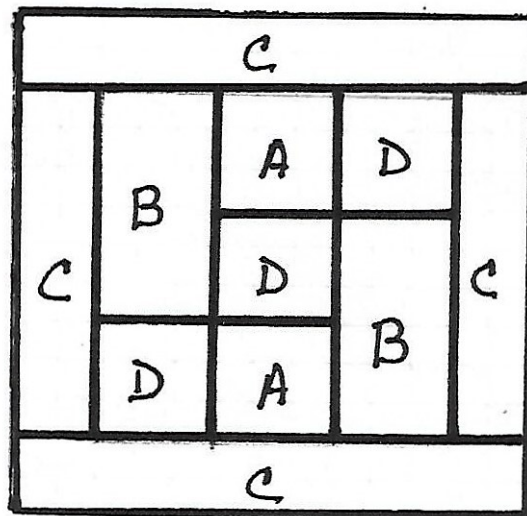
Sew one A 2½" square + one D 2½" square + one A 2½" square. This A-D-A strip measures 2½" x 6½".

Sew one B 4½" x 2" to the end of one D 2½" square. Repeat once. Strip measure 2½" x 6½".

Sew one B-D strip to each sides of the A-D-A unit. This middle unit measures 6½" square.

Sew one 6½" strip to each sides of the block.

Sew one 9½" strip to the top and bottom of the block. This block measures 9½" square.



**December Block of the Month**  
**Yotsu Masu**  
**(four square measures)**  
**designed by Susan Briscoe**

**Fabric requirements:**

Fabric A: four 5" x 1" strips  
 four 4" x 1" strips  
 four 3" x 1" strips  
 eight 2" x 1" strips  
 four 1" squares

Fabric B: repeat cuts in Fabric A  
 Fabric C: eight 4" x 1" strips  
 eight 3" x 1" strip  
 Fabric D: four 1" squares

**Sewing Instructions:** Precise ¼" seam allowance, sew with small stitches (13-15"). Following the diagram, lay out all of your pieces in their proper position before piecing them together. You will make four small blocks to be combined into one large block.

- Make center strip by sewing 1" squares together. A + D + A
- Sew two A 2" strips on both sides of center strip. This unit measures 2" square.
- Sew two B 2" strips on top and bottom of the center block.
- Sew two B 3" strips on both sides of the center block. This unit measures 3" square.
- Sew two C 3" strips on top and bottom of the center block.
- Sew two C 4" strips on both sides of the center block. This unit measure 4" square.
- Sew two A 4" strips on the top and bottom of the center block.
- Sew two A 5" strips on both sides of the center block. This unit measures 5" square.
- Make three more squares alternating the order of the A and B strips.
- Sew two squares together and then sew the other two together.
- Sew the two rectangles together. Block measures 9½" square.

