



Hello Everyone,

As I have previously stated, the year of 2016 is planned to be all about YOU. The January and February guild meetings featured quilts made by our members and both were a huge success. Thank you to all for sharing your quilts.

The upcoming March 7th guild meeting will feature Sue Cortese. Sue was our Threads of Friendship Quilt Show judge. Remember, she said our PALS member's quilts are AQS quality. Her lecture is "Judging: What Certified Judges Look For and Why". She will also be vending her hand-dyed fabric. It should be a great evening!

The members have also asked for more classes to be taught by PALS members. At the April 4th guild meeting, Darla Parks will have a trunk show-lecture about her Color Application Technique. We will be offering her class on April 6 at Quilted Memories. This is a great class.

Please continue to read this newsletter for more information on PALS activities.

Happy Quilting,
Cheryl

MUG RUG EVENT

I hope all of you are making mug rugs. Last year's event was a lot of fun and very profitable. Your mug rugs will be auctioned off during the May 2nd guild meeting. The proceeds will go to the 2017 Threads of Friendship Quilt Show. The mug rugs will be auctioned off one at a time, no sets. Last year we had 66 mug rugs, can we top that amount this year?

THE ULTIMATE QUILT CHALLENGE

Remember to put your finishing touches on your "HAT" quilt. Your quilt must be 35" x 35", must use "HATS" as a theme and must be quilted. These quilts are due at the March 7 guild meeting. If we have eight qualifying quilts, we have an opportunity to be chosen to have our quilts hung at the Grand Rapids Quilt Week Show in August.

NATIONAL QUILT DAY

We will be celebrating National Quilting Day on Saturday, March 19 at the church from 10 am– 4 pm. Bring whatever current project you are working on, a UFO that you need to finish, or start a new quilt. Please bring a sack lunch and a snack (optional) to share. It is always a fun day. There is no sign up for this, just stop by to spend the day with your quilting friends. See you there.



BOARD OF DIRECTORS

Chairperson*

Cheryl Berggren

Co-chair *

Joy Lamphere

Secretary *

Penney Ippen

Treasurer *

Mary Warden

Asst. Treasurer *

Suzette Mattson

Newsletter *

Sylvia Koski

QUILT SHOW

Mary Warden
Cheryl Berggren
Darla Parks

COMMITTEE CHAIRS

Membership

Peggy Jobe

Resources

Kathy Myers*

Marketing

Deb Tilton*

Sue Webb

Historian

Kathy Preston

Peggy Goetz

Baby Quilts

Jami Harwood

LouAnn Mrotz

Library

Barb Reynolds

Betty Gutoski

Bee Keeper

Su Palmer

Lighthouse Liaison

Kay Wilton

Denotes Director *

The **Show and Tell** part of our meetings is extremely important. Many PALS members want to show their talents and workmanship of their quilts, and many other PALS members want to see those quilts. We all need inspiration at times and we all can learn from each other. We all work very hard on our quilts and we are proud of our accomplishments. Consider these thoughts when attending the guild meeting. Please stay till the end of the meeting to be part of the PALS Show and Tell.



Our own Darla Parks will be our guest speaker for our April 4 general meeting. Her lecture is titled Color Application and Embellishments.

Darla established her love of needlework at a very early age while growing up in West Michigan. Her passion grew over the years while sewing everything from clothes for her grandchildren to custom draperies and design.

In the early 90's Darla moved with her husband to Canada and was introduced to the Gammill Quilting Machines. It was love at first sight. She bought her first model in 2003, a Classic non-stitch regulated machine, and has upgraded twice since then. She is now using two Statler Stitcher Optimum models.

Darla worked for the Canadian Gammill Dealer for four years and has since become an authorized Gammill National Sales Representative in the United States. Darla is also a Certified Creative Studio Trainer and conducts classes in longarm and domestic quilting at her studio in Grand Haven, Michigan and at conferences throughout the country.

Darla is an experienced and active quilter, a member of Michigan's Patchers at the Lakeshore (PALS) and Lighthouse Quilt Guilds, and has won several local and national quilting awards, including a National Quilting Association Award of Merit for Achievement in Quilting.

Darla will be offering a class also.



**Color Application
Wednesday, April 6, 2016
9:30 AM – 4:00 PM**

Quilted Memories in Montague

\$55.00 for members and \$60.00 for non-members

The cost includes the kit (2 stitch outs for coloring, brushes, and textile medium.) You will need to purchase your own water color pencils in any size. Prism and Derwents are good brand names and can be found at JoAnn Fabrics, Hobby Lobby, and Amazon. Bring a sack lunch. You will **not** need your sewing machine.

Sign up for the class will begin at the March general meeting. The class is limited to twenty-five people.

CHICAGO INTERNATIONAL QUILT FESTIVAL

BUS TRIP

SATURDAY, APRIL 9, 2016

Mark your calendar for Saturday, April 9, 2016 for our big bus trip to the Chicago International Quilt Festival.

We will have a fun filled day with hundreds of quilts to admire and also hundreds of vendors where you will find just the right items to purchase.

The bus will leave Muskegon at 6:15 am and continue on to the Grand Haven Meijers to pick up members of Lighthouse Quilt Guild. We will stop for breakfast and arrive in Chicago just in time for the show to begin. Along the way, we will have plenty of prizes.

After a busy and exciting day at the show, we can relax on the bus and will stop for dinner on the way home. We welcome all Lighthouse members to join us. The cost for the day is \$58.00 which is due at time of registration. This includes the bus fee and show ticket. You are responsible for your own meals.

Signup will continue at the March general meeting and the following week at the Lighthouse Guild meeting. Checks should be made out to PALS.





Watson Quilting

616-842-4471

Longarm Quilting Service

Custom quilts

Quick turn-around

Reasonable Rates

cwatson63@att.net

Facebook / Watson Quilting

Christina Watson
12860 Apple Drive
Nunica MI 49448



Judith Kraker's Quilting



LongArm Services

Gammill Optimum, Statler Stitcher, 14' Table

Offering Loads of Decorative Designs

**10% Discount to first 10 Ladies who bring me quilts
after April 25, 2016 - PLUS 5th Quilt Discount of 25%**



231-282-7011 or 231-834-1407-Cell

689 Hess Lake Dr. Grant, MI 49327

Outside of Newaygo on Hess Lake



Amy Shotwell

Owner

(231) 398-5960

quilter@katyeyesdesign.com

Custom crafted items

Sewing/Quilting

Longarm quilting

Other services



<http://www.kateyesdesign.com>



CROP & QUILT RETREAT

Laura Greenfelder, Owner

203 Pearl Street, Chesaning, MI 48616

www.creativepassionsllc.com • 989-845-2159

Elegant Stitches

Longarm Quilting
Statler Stitcher

Darla Parks

13548 Greenbriar Dr.
Grand Haven, MI 49417

(616) 607-8122

ElegantStitchesLongarmQuilting@yahoo.com

www.elegantstitchesmi.com

Sales representative for
Gammill Quilting Systems



ABBI MAYS FABRIC SHOP

**WE ARE OPEN!
SAME GREAT KITS!
LOTS OF FABRIC!
FRIENDLY FACES!**



THINK SPRING!

Stop in & drool over our new spring collections.

2357 Holton Road, Muskegon, MI 49445

231 563-6861

Store Hours:

Monday-Saturday: 10 am-5 pm

Thursday: until 7 pm

Email: linda@abbymays.com

www.abbymays.com

LONGARM QUILTING NOW AVAILABLE



2016 PALS Calendar (subject to change without notice)			
Dates & Details	March	April	May
Membership/Board Mtg.	March 7 & 28	April 4 & 25	May 2 & 23
Program	Sue Cortese Lecture	Darla Parks	Darlene Vandenberg
Vendor	Sue Cortese	Darla Parks	
Show & Tell	yes	Yes	Yes
Stash Cash	yes	yes	yes
Special Events	3/19 Nat'l Quilt Day 10 - 4	4/6 color App. 9-4 QM	Mug Rug Auction
	June	July	August
Membership/Board Mtg.	June 6 & 27	July 11 & 25	August 1 & 29
Program	Nancy Mahoney	Products/Rulers	PALS Picnic
Vendor	Nancy Mahoney	Quilted Memories	none
Show & Tell	Yes	Yes	yes
Stash Cash	yes	Yes	yes
Special Events	N. Mahoney classes 6/5 & 6/6 9-3:30		
	September	October	November
Membership/Board Mtg.	September 12 & 26	October 2 & 24	November 7 & 28
Program	Deb Karasik w/Lighthouse @ PALS	Breast Cancer Quilt Raffle Baby Quilt Distribution	PALS University
Vendor	Deb Karasik	none	none
Show & Tell	no	yes	yes
Stash Cash	yes	no	yes
Special Events	D. Karasik class 9/11 9-3:30		

MEETINGS WITH SPEAKERS

When we have a paid speaker at our meeting, your guests will be charged \$5. Non-members will be charged \$10 @ Quilt University.

Patchers At the LakeShore guild meetings are held the first Monday of every month at 6:30 p.m. in the family center of the Fellowship Church, 4200 E. Apple Avenue, Muskegon, Mi.

Members receive a newsletter 6 times per year: January, March, May, July, September, & November. newsletter deadlines are the 5th of the month preceding publication.

MEETING CANCELLATION

In case of inclement weather notifications will be sent to WZZM TV and WOOD TV stations. If at all possible an Email blast will be sent to members who receive their newsletters via email.

TREASURER'S REPORT

As of January 22, 2016

CHECKING

Beginning Balance \$4,200.31
Ending Balance \$5,489.54

SAVINGS

Beginning Balance \$10,200.31
Ending Balance \$10,200.31

AQS QUILT CHALLENGE 2016

We hope some of you are working on your AQS Quilt Challenge 2016 quilts. Quilts must have "Hats" as a theme. You can go crazy with embellishments!

The quilt must measure 35" x 35" and must be quilted. As a guild we must submit eight qualifying pieces in order to enter. . You must bring your finished quilt to the March 7, 2016 meeting. The eight qualifying quilts will be photographed and submitted to AQS in Padukah, Kentucky for consideration into the Grand Rapids show.



Knowledgeable People Fun Classes Great Sewing Machines

www.lakeshoresewing.com

Knapp's Corner

1971 E. Beltline NE,
Grand Rapids
616-365-8282
Hours:
Mon-Fri: 9 a.m.-6 p.m.
Sat: 9 a.m.-4 p.m.

Wyoming

1011 Gezon Parkway SW
616-531-5561
Hours:
Mon-Fri: 9 a.m.-6 p.m.
Sat: 9 a.m.-4 p.m.

Muskegon

1848 East Sherman Blvd., Suite R
(by Pizza Ranch)
231-288-1263
Hours:
Mon-Fri: 9 a.m.-6 p.m.
Sat: 9 a.m.-4 p.m.



Don't Miss These FREE Events!

Please call 231-288-1263 to register.

Quilt for a Cause

First Friday of every month

Sew Fun Fridays

Last Friday of every month

Fast & Fun Quilting Demo Day

*Special Focus on Quilt-As-You-Go
Techniques*

FREE Class with Beth Ann Williams
Sat., Apr. 2, 10:00-noon

Sign up for our free e-newsletter and receive coupons,
advanced notice of upcoming classes, sales, special events, and more!



Wyoming

1011 Gezon Parkway SW

Knapp's Corner

1971 E. Beltline NE,
Grand Rapids

Muskegon

1848 East Sherman Blvd., Suite R
(by Pizza Ranch)

**Save \$5 off a purchase of \$35
OR \$10 off a purchase of \$40
or more**

Offer valid through Apr. 15, 2016
One offer per customer, please.



PALS 0316



Quilted Memories Inc

9919 Business US 31 • Montague, MI 49437
(231) 893-0096 - www.quiltedmemoriesmi.com
"Helping You Create Tomorrows Treasures"

PFAFF Sewing Machines

March 2, 2016

10am-1pm

Orange Peel

Table Runner Class

Class Fee: \$15.00

Call to sign up today!



Search for the Stars

Shop Hop 2016

April 14-23, 2016

11 Shops Participating!

Passports: \$5.00

Call to sign up TODAY!

Happy St. Patrick's Day
& Have a Great Easter!



Class List

See our Website, Newsletter
or Facebook for Class Info

March

3/2/16

Orange Peel Table Runner

3/9/16

Simple Wrap Skirt

April

4/8/16

TBA

4/27/16

TBA

New Block of the Months for March

Cat'apult Little House on the Prairie BOM

Beginning March 7, 2016 – 10am-12pm

Start up fee: \$49.95 – Pattern & Ruler

Monthly Fee: \$12.50 – Block Kit (6 mo.)

Learn a new creative grids ruler!

Call to sign up today!



MODA Hawthorn Ridge BOM

Beginning March 23, 2016

Pick Up & Go-Fabric Included

7 Months –26.95/Month

Call to sign up to day!

Timeless Treasure Sangria

Beginning March/April

One Time Fee: \$227.88

OR \$19.95/mo

Call to sign up today!



March 9, 2016

Simple Wrap

Skirt Class

10am-2pm

Class Fee: \$15.00

Call to sign up today!



Watch our **Newsletter** & **Facebook** for
More Classes/Events & Dates
Throughout the Year!



Sign up for our Newsletter at
www.quiltedmemoriesmi.com under contact us



Go to Quilted Memories Inc
Facebook to like our page!

Come Sew With Us



Don't Miss Gall Sewing's Incredible Sewing Event

with our guest

Kym Goldup-Graham

Australian presenter, author, and tutor, Kym Gold-Graham co-owner and co-inventor of The Sewing Revolution Products, will be presenting the very popular Sewing Revolution Ruler Presentation and Inspirational Trunk Show followed up with a hands on workshop. This 2 day event is guaranteed to educate, inspire, and entertain you! Sign up today!

Lansing
May 2 & 3

Watch for updates or
check our website

Grand Rapids
May 5 & 6

It's Gall Sewing & Vacuum Center's 70th Anniversary!!!

Help us celebrate...

Just visit any Gall Sewing location and fill out an entry form each month to be eligible for that month's drawing. Hundreds of dollars worth of prizes to be given away each month, sewing machines, vacuums, and more!



Wyoming
5316 Clyde Park Suite E
(Behind Arnies)
616-531-4373


Grand Rapids
3933 Plainfield
(Next to Big Apple Bagels)
616-363-1911

Muskegon
1910 Apple Ave
(Quarter Apple Mall)
231-773-8494

Lansing
428 Frandor
(Frandor Mall)
517-333-0500

Toll Free 888-363-1911

www.gallsewingvac.com



JOIN US AT OUR NEWEST QUILT SHOP

Construct this Bookshelf Quilt
using a variety of quilting methods

including piecing, paper piecing and applique. (*IF* you are "allergic" to paper piecing, we are very flexible and you can skip the leaning book segment .)

BOOKSHELF QUILT CLASS

Saturdays, March 12 & 19, 2016

10 am—1 pm

Abbi May's Quilt Shop

\$35 for both classes

Register at Abbi May's, class fee must be paid at registration

Fabric Requirements:

1 yard Background (black)

¾ yard Bookcase (1 5/8 if using directional print – with print running parallel to selvedge)

2 yards assorted prints for books and appliques

Bring your own lunch or plan to visit one of the many eating establishments near by.

SHOUT4JOY

Joy Lamphere
shout4joy.ge@yahoo.com

Block of the Month

Our journey to discovering amazing Japanese block patterns designed by Susan Briscoe, a professional textile designer, author, and teacher continues with the March and April blocks.

You will need only gray, black, and black & white small print fabrics, which many of you should have in your stash (Batiks and Stonehenge fabrics are not suitable). The only fabric you will need to purchase, if you plan on submitting your block for selection each month, are FQ's red, yellow, orange, olive, purple & aqua fabrics from the American Made Fabric Co. These are available from Quilted Memories and at each guild meeting

Each month, you are invited to bring your finished block to the Guild meeting. Your name must be attached, with a safety pin, to the back of your square. Two "winning" blocks will be selected for the 2016 BOM quilts. These individuals will be awarded a FQ from our basket that can be used in future blocks. For each month that you participate, your name will be entered for the drawing for one the two 2016 BOM quilts. The second quilt will be raffled to raise funds for the 2017 Quilt Show. **Those blocks not selected will be picked up by the participants by the end of each month's meeting and can be used in constructing their own BOM quilt.**

Instructions for the March and April Blocks are in this newsletter. Any questions please contact **Sylvia Koski**, skoski1941@gmail.com or call 744-0822.

Some Notes about judging your block of the month mystery quilt entries.

- ◆ Measure, measure, measure. Your block must be 9½" square.
- ◆ Press, and then press again. All seams should lay flat and smooth. The entire block should be flat not puckered in spots. Just a hint, attach your name on a **small** piece of paper with a **small** pin on one corner, not the center. We have small pins and forms available at the Mystery Quilt table.
- ◆ Then measure and press again.
- ◆ Are all the lines on your block straight? Are all your seams ¼"—exactly?
- ◆ Check your block for eye appeal. Don't overdo your accent fabrics, mix them up with the greys, blacks and small prints.
- ◆ The Mystery Quilt is as much about your good quilting skills as it is about design.
- ◆ March Block is due at the March meeting, April Block at the April meeting.

JOURNEY TO JAPAN—MARCH BLOCK OF THE MONTH
Kasuri Niju Kaku (Double Square) designed by Susan Briscoe

Fabric Requirements:

Cut A: Two 5 ½" x 1" strips; Two 6 ½" x 1" strips; One 3 ½" square

Cut B: Four 6 ½" x 2" strips; Four 3 ½" x 1 ½" strips

Cut C: Four 2" squares; Four 1 ½" squares

Sewing Instructions:

Use precise ¼" seam allowance; 13-15/stitches per inch. Follow the diagram and lay out all your pieces before stitching together.

Fig. 1 Sew one 3 ½" x 1 ½" **B** strip to the top and bottom of the 3 ½" **A** square.

Sew one 1 ½" **C** square to the top and bottom of remaining 3 ½" x 1 ½" **B** strips

Sew the **C-B-C** units to each side of the **B-A-B** unit. This center unit measures 5 ½" square.

Fig. 2 Sew one 5 ½" x 1" **A** strip to top and bottom of the center unit.

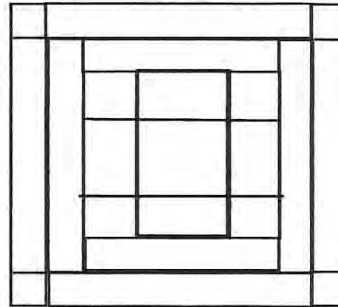
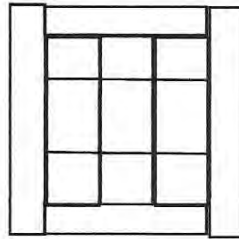
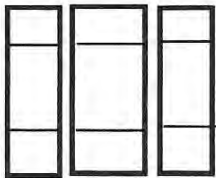
Sew one 6 ½" x 1" **A** strip to each side of the center unit. The unit measures 6 ½" square.

Fig. 3 Sew a 6 ½" x 2" **B** strip to the top and the bottom of the unit.

Sew a 2" **C** square to each end of the remaining two 6 ½" x 2" **B** strips.

Sew these strips to each side of the block.

This block measure 9 ½" square. Pin your name to the back of your block and bring it to the March meeting.



JOURNEY TO JAPAN—APRIL BLOCK OF THE MONTH
Yosegi Karari Nikuzushi (Simple Pairs Variation) designed by Susan Briscoe

Fabric Requirements:

Cut 27 strips 1 ½" x 3 ½"

Sewing Instructions:

Use precise ¼" seam allowance; 13-15/stitches per inch. Follow the diagram and lay out all your pieces before stitching together.

1) Sew 3 strips together and repeat 9 times. Each block measures 3 ½" square.

2) Follow the diagram and sew 3 blocks together to form 3 rows of 3 blocks each. Each row measures 3 ½" x 9 ½".

3) Sew the 3 rows together.

This block measure 9 ½" square. Pin your name to the back of your block and bring it to the April meeting.

