



## NOTES FROM OUR CHAIR

At the beginning of 2016, I stated this year was going to be all about what you, as PALS members, asked for. Joy Lamphere, co-chair, compiled a survey to learn what you were interested in.

You wanted more classes to be taught by members...Darla Parks offered her "color application" class and Darlene VanderBerg offered her landscape class, "Stichin' on the Beach".

You also wanted more trunk shows by members....we had a "black & white" trunk show and then a "class project" quilt show. It's always wonderful to see what interesting quilts your friends are making.

In June, Nancy Mahoney was our speaker and teacher. She entertained us with a fantastic lecture on quilts of the 1930's and taught two wonderful classes.

PALS had a fantastic first half of the year. Check our calendar to see what the rest of the year has in store for you as PALS members.

## MUG RUG EVENT

The mug rug auction to benefit the 2017 Threads of Friendship Quilt Show was successful. We collected \$199.00. Mary Warden's football themed mug rug received the most tickets, she won a PALS membership for 2017. Congratulations to all who donated a mug rug to make this event possible.

## TEACHER'S TABLE

If anyone knows the location of the machine embroidered "Teacher's Table" sign, please contact Cheryl at 231-744-9006.


## JULY MEETING

Quilted Memories will be demoing six NEW tools in July. Here is a list of the Creative Grids products: Starburst 30 Degree Triangle Ruler, Strip Smart Mini Template, 4" & 6" Log Cabin Trim Tool, Strippy Stars Tool, Round Up Tool, and 4-in-1 Triangle Ruler. All of these products have a YouTube video you can watch to see if this item is something you have been looking for. It will be useful to check out the ruler before the night of the demos.

There will also be surprise entertainment when the meeting begins. Be there promptly at 6:30 pm to enjoy this special event.

Happy Quilting,  
Cheryl

The **Show and Tell** part of our meetings is extremely important. Many PALS members want to show their talents and workmanship of their quilts, and many other PALS members want to see those quilts. We all need inspiration at times and we all can learn from each other. We all work very hard on our quilts and we are proud of our accomplishments. Consider these thoughts when attending the guild meeting. Please stay till the end of the meeting to be part of the PALS Show and Tell.



## BOARD OF DIRECTORS

### Chairperson\*

Cheryl Berggren

### Co-chair \*

Joy Lamphere

### Secretary \*

Penney Ippen

### Treasurer \*

Mary Warden

### Asst. Treasurer \*

Suzette Mattson

### Newsletter \*

Sylvia Koski

## QUILT SHOW

Mary Warden

Cheryl Berggren

Darla Parks

## COMMITTEE CHAIRS

### Membership

Peggy Jobe

### Resources

Kathy Myers\*

### Marketing

Deb Tilton\*

Sue Webb

### Historian

Kathy Preston

Peggy Goetz

### Baby Quilts

Jami Harwood

LouAnn Mrotz

### Library

Barb Reynolds

Betty Gutoski

### Bee Keeper

Su Palmer

### Lighthouse Liaison

Kay Wilton

Denotes Director \*

**Visit our website** <http://www.palsquiltguild.org>

**Or email us at:** [palsquiltguild@gmail.com](mailto:palsquiltguild@gmail.com)

Like us on Facebook

## PALS HOSTS DEB KARASIK IN SEPTEMBER

Monday, September 12 is the joint meeting between PALS and Lighthouse guilds, and we are excited to welcome Deb Karasik as our guest speaker and teacher.

Deb started her real quilting passion in November of 2000, when she got a call from one of her daughters, advising Deb, (the daughter...not Deb!) she was pregnant with triplets. She picked up the quilting bug with a passion and joined her local quilt guild (the San Francisco Quilters Guild).

It was at the SFQG that she met Janet Mednick, who would later help her write a book for the American Quilters Society, called 'QuiltMavens Perfect Paper Piecing'.

She has since written 'Quilts With Attitude', also published by AQS, and is currently working on her next book.

Now based in Durham, North Carolina, Deb is quilting, teaching and writing professionally, and her travels take her worldwide to share her passion for contemporary quilting, meeting new people, and sharing her knowledge with quilters everywhere.

Deb will be offering the following classes:



“After completing a nice, batik quilt called Batik Wheels, I wanted to see it 'punched up a bit'. Little did I know it would end up an explosion of color! “

### **BATIK WHEELS ( aka Psychedelic Upchuck)**

Sunday, September 11, 2016

9:30 am—4:00 pm

Quilted Memories

\$45 Members

\$50 non-Members

“Some of my more fearful students groveled with me to create a spikey quilt with no curved piecing. So after a couple of weeks of thinking about it...here's what I came up with.”

### **LOOK MA, NO CURVES**

Monday, September 12, 2016

9:30 am—4:00 pm

Quilted Memories

\$45 Members

\$50 non-Members



# Lighthouse Quilt Guild



## "My Michigan" Quilt Show

\$6 Admission

More than 150 member quilts  
Challenge Quilts • Boutique  
Quilt and Fabric Vendors



Grand Haven  
COAST  
GUARD  
Festival  
Supporting  
the men and women  
of the Coast Guard

# July 29 & 30, 2016

Friday & Saturday  
10:00 AM until 5:00 PM

**St. Patrick's Catholic Church**

901 Columbus • Grand Haven, MI 49417  
(On U.S. 31 between Fulton and Columbus)




### FROM YOUR 2017 QUILT SHOW BOARD:

The 2017 "Threads of Friendship Quilt Show" challenge fabric and rules will be available beginning at the September meeting. Get ready for an exciting challenge.

### QUILT SHOW BED TURNING CHAired BY CHAR HAGNER

In the early days women would get together (much like our bees) and bring quilts into one house to share (show and tell). With so many quilts in one house, there really wasn't a proper place to put out the quilts, so they would "layer" them on a bed. Each woman would take her turn telling her story, where she got the fabric, what pattern she used, and any challenges she had making her quilt—thus, the name "Bed Turning" came into use. During our 2017 quilt show I will have a bed turning and give information about the quilt patterns of your quilts.

This year I am asking for primitive quilts, pineapple quilts and any others that have a story you would like to share. Without you and your stories, our bed turning will not be successful. If you have a quilt to share, please contact me at a guild meeting or give me a call (my number is on the members list).



## QUILTER'S ROAD SHOW

DESTINATION:

**MISSOURI STAR QUILT CO.**

**OCTOBER 18, 19, and 20, 2016**

**\$335 per person**

For Information and Registration:

**Kay Wilton**

**(616) 430-0732**

**QUILTNWILTN@HOTMAIL..COM**

THE HOWMET PLAYHOUSE  
PRESENTS

# Quilters


the Musical



**AUGUST 7-9, 2016 AT 7:30PM**



HOWMET PLAYHOUSE  
304 S MEARS, WHITEHALL 231.894.4048  
WWW.HOWMETPLAYHOUSE.ORG



## Watson Quilting

616-842-4471  
 Longarm Quilting Service  
 Custom quilts  
 Quick turn-around  
 Reasonable Rates  
 cwatson63@att.net  
 Facebook / Watson Quilting

Christina Watson  
 12860 Apple Drive  
 Nunica MI 49448



## Judith Kraker's Quilting

### Long Arm Services

E-Mail: [ikoijk@gmail.com](mailto:ikoijk@gmail.com)  
 Website: [Krakerquilting.com](http://Krakerquilting.com)

PH: 231-286-1480

April-Oct: 689 Hess Lake Dr,  
 Grant, MI 49327

Oct - April: 8950 E Utah  
 Sun Lakes, AZ 85248



Amy Shotwell  
 Owner

(231) 398-5960  
[quilter@kateyedesign.com](mailto:quilter@kateyedesign.com)


Custom crafted items  
 Sewing/Quilting  
 Longarm quilting  
 Other services

<http://www.kateyedesign.com>



Laura Greenfelder, Owner

203 Pearl Street, Chesaning, MI 48616  
[www.creativepassionsllc.com](http://www.creativepassionsllc.com) • 989-845-2159



Longarm Quilting  
 Statler Stitcher

Darla Parks

13548 Greenbriar Dr.  
 Grand Haven, MI 49417

(616) 607-8122

[ElegantStitchesLongarmQuilting@yahoo.com](mailto:ElegantStitchesLongarmQuilting@yahoo.com)  
[www.elegantstitchesmi.com](http://www.elegantstitchesmi.com)

Sales representative for  
 Gammill Quilting Systems

### 2016 PALS Calendar (subject to change without notice)

Dates & Details	JULY	AUGUST
Membership/Board Mtg.	July 11 & 25	August 1 & 29
Program	Products/Rulers	PALS Picnic
Vendor	Quilted Memories	none
Show & Tell	Yes	yes
Stash Cash	Yes	yes
Special Events		
Dates & Details	September	October
Membership/Board Mtg.	September 12 & 26	October 3 & 24
Program	Deb Karasik	Breast Cancer Quilt
Vendor	@ PALS	Baby Quilt Distribution
Show & Tell	Deb Karasik	none
Stash Cash	no	yes
	class 9/11	
Dates & Details	November	December
Membership/Board Mtg.	November 7 & 28	
Program	PALS University	
Vendor	none	
Show & Tell	yes	
Stash Cash	yes	



Find us on  
**Facebook**

# Come Sew With Us

## SUMMER 2016 KIDS CAMP

This class will teach your child how to sew in a week. All materials are included with this class; we even offer a healthy snack! At the end of the week, your child has learned to sew and is the proud owner of the sewing machine they used while learning to sew.

**Plainfield**  
10 am-12pm  
June 20-24

**Only \$239.95**  
(a \$400 value)

**Lansing**  
10 am-12:30 pm  
June 20-24  
July 11-15  
July 25-29

**Wyoming**  
10 am-12:30 pm  
June 13-17



**Muskegon**  
11 am-2 pm  
June 20-24

Each month there will be fantastic anniversary savings on:

**Help Us Celebrate  
Gall Sewing & Vacuum Centers  
70th Anniversary!!!**

**From July 1- December 31, 2016**  
**Register to Win Prizes Every Month!\***  
\* No purchase necessary

Sewing Machines  
Vacuums  
Sewing Cabinets  
Quilters  
Fabric and more



**Grand Rapids**  
3933 Plainfield  
(Next to Big Apple Bagels)  
616-363-1911

**Wyoming**  
5316 Clyde Park Suite E  
(Behind Arnies)  
616-531-4373

**Muskegon**  
1910 Apple Ave  
(Quarter Apple Mall)  
231-773-8494

**Lansing**  
428 Frandor  
(Frandor Mall)  
517-333-0500

Toll Free 888-363-1911 [www.gallsewingvac.com](http://www.gallsewingvac.com)



## Quilted Memories Inc



HOURS OF OPERATION:  
Mon-Sat  
10 am-5 pm

Closed Dates  
July 3-4, 2016  
Happy 4th of July!  
**CLOSED ALL SUNDAYS**  
in July/August  
(Except Quilt Show date)

9919 US31 \* Montague MI  
231 893-0096 \* [www.quiltedmemoriesmi.com](http://www.quiltedmemoriesmi.com)

"Helping You Create Tomorrow's Treasures"

**PFAFF** Sewing Machines

**Quilted Memories Inc**  
**Annual Quilt Show**  
**July 28, 30 & 31, 2016**  
Friday & Saturday 10 am-5 pm  
Sunday 1 pm-4 pm

Please consider sharing and inspiring others by entering your quilts in our annual quilt show. Stop by Quilted Memories or email [jill@quiltedmemoriesmi.com](mailto:jill@quiltedmemoriesmi.com) to request an entry form.

**\$5.00 Fridays**  
All Fridays in August  
Sign-up & Sew!  
10 am-5 pm

**Quilters**  
Presented by Howmet Playhouse  
**August 4-6, 2016**  
7:30 pm  
Tickets available now at  
[www.howmetplayhouse.com](http://www.howmetplayhouse.com)

Watch our Newsletter & Facebook for more Classes/Events & Dates Throughout the year!  
Sign up for our Newsletter at [www.quiltedmemoriesmi.com](http://www.quiltedmemoriesmi.com) under Contact us.



Go to Quilted Memories Inc.



**Quilted Memories Ruler Review at PALS July Meeting!**  
**10% off all featured products that night!**

**Creative Grids**

30° Triangle Ruler • Strip Smart Mini Template • Strippy Stars Tool  
4" & 6" Log Cabin Trim Tool • Round Up Tool • Half Square 4-in-1 Triangle Ruler



Knowledgeable People Fun Classes Great Sewing Machines

www.lakeshoresewing.com

Wyoming: 1011 Gezon Parkway SW; 616-531-5561

Knapp's Corner: 1971 E. Beltline NE, Grand Rapids; 616-365-8282

Muskegon: 1848 East Sherman Blvd., Suite R (by Pizza Ranch); 231-288-1263

Hours: Mon-Fri: 9 a.m.-6 p.m.; Sat: 9 a.m.-4 p.m.

**NEW!**  
**BABY LOCK**  
**CORONET**  
 &  
**FRAME**

- 16" workspace
- built-in stitch regulation
- 5' frame included



**baby lock**  
 FOR THE LOVE OF SEWING

Innovative space saving design for everyone who doesn't think they have space for a longarm machine with frame!



**Wyoming**

1011 Gezon Parkway SW

**Knapp's Corner**

1971 E. Beltline NE,  
Grand Rapids


**Muskegon**

1848 East Sherman Blvd., Suite R  
(by Pizza Ranch)

**Save \$5 off a purchase of \$35**  
**OR \$10 off a purchase of \$40**  
**or more**

Offer valid through August 15, 2016

*One offer per customer, please.*



PALS 0716




Visit [abbimays.com](http://abbimays.com) often for updates on our classes, including "Christmas in July"



**COME SIT AND SEW**

Need a place where you can relax and just sew? This is a great way to meet other quilters. Bring your machine or hand work, no instructor but we will help if we can. Call and reserve your spot. Only six spaces available. \$5 a day.



2357 Holton Road, Muskegon, MI 49445  
231 563-6861  
Store Hours:  
Monday-Saturday: 10 am-5 pm  
Email: [linda@abbimays.com](mailto:linda@abbimays.com)  
[www.abbimays.com](http://www.abbimays.com)

**LONGARM QUILTING NOW AVAILABLE**



**10% off kits with coupon**

Must present coupon at time of purchase

**TIME FOR OUR ANNUAL GUILD PICNIC**

**Dinner at 6 pm, Monday, August 1  
Elks Park 5447 Lake Harbor Road  
Arrive anytime after 3 pm**

**RAIN OR SHINE!  
TABLES ARE UNDER  
A SHELTER**

**COME EARLY  
SIT AND SEW  
OR JUST VISIT**

**Pals will provide:**

- Plates & napkins
- Cups
- Plastic silverware

**Bring your own:**

- Beverages
- table cover
- Show & Tell
- Stash Cash

**BRING A DISH TO PASS  
With serving utensils  
If you last name starts with:**

- A—G Salad or appetizer**
- H-M Main/Meat Dish**
- N-Z Dessert**

**WE WILL BE PLAYING**

Please bring six\* 2½" strips in bright colors of your choice separately packaged in Ziploc baggies.

\* more if you want more than 2 games



Directions to Elk Park:

**From Muskegon** take Henry Street to Porter Rd (corner by Pic 'n Pac), turn right, continue to Lake Harbor Rd, turn left. Elks Park will be on your right.

**From US 31:** the exit to Pontaluna Rd (#107) is closed. Follow detour to Pontaluna Rd. west. Pontaluna will turn into Lake Harbor Rd. Elks Park will be on your left @ 5447 Lake Harbor Rd.

## Baby Quilt News....

Happy Spring Everyone !

Just some quick news about Baby Quilts this month.

Our count on quilts turned in so far is at 193. We are looking good at reaching our goal of 300+ for donation time in October. Many thanks to those who have continued to donate the past months. We had 43 quilts donated in May by 17 members:



Virginia Shields  
Karen Benham  
Nancy Boxer  
Cheryl Berggren  
Rita Wilson

Joyce Tisch  
Lisa Schooley  
Jan Marshall  
Fonnie George

Pam Frazier-Kleinheksel  
Jan Adler  
Peggy Jobe  
Pat Wortelboer

Lori Lieffers  
Sheila Baldwin  
LouAnn Mrotz  
Dea Danley

Keep up the great work ladies, we know some of the organizations are already anxiously waiting for more quilts.

Our Baby Quilt Bee in May was attended by seven members, small participation....but big accomplishments. We worked together on many quilts, completely finishing a few. Lots of talking, laughing and sharing. Hope many of you can join us at the next Baby Quilt Work Day.

We are still in search for that "perfect" new pin for our Baby Quilt donators of two or more quilts for this year. We are narrowing down our choices and we hope everyone who earns a pin will like it as much as we do! Don't forget, the top donor each year earns a free PALS membership for next year. We hope to see a lot more members donate.

Thank you for all your hard work towards our service project. If anyone has a pattern they would like to share for use in our kits, please bring to Jami or LouAnn at the Baby Quilts table at our membership meeting.

Happy Quilting,  
Jami & LouAnn

---

## ON CHIVES & UFO'S

Musings from co-chair, Joy

I enjoy gardening - in the springtime. My flower garden is filled with perennials because they don't mind being messed around with in the spring and do just fine when I ignore them the rest of the year. Chives are great because they do triple duty, they have pretty blossoms, you can cook with them, and they seem to repel some critters that want to snack on some of my other perennials.

The spiky texture of the flowers and the fragile looking stems make me think of a UFO stashed away in my Sewing Dungeon. Methinks the chives are my inspiration to work on another block ...

My Sewing Dungeon gets the same sort of attention my garden gets. A couple of times a year I dig around in there and organize until everything looks just so. The rest of the year I enjoy the space, working feverishly on projects that inspire me. The problem is, they inspire me until the next new idea comes along and then I start yet another project. Soon my Sewing Dungeon is back to looking like a messy basement with fabrics and tools spread hither and yon and with new UFOs cluttering up the space. Just like my perennials, they need to be weeded and divided so that other people can enjoy the fruits of my labors (or at least I can finish up some quilts).

Over the summer I plan to reorganize my Sewing Dungeon (yet again), hoping that time it will stay organized even in the frenzy of my creative spells. Maybe I will even get a couple of UFOs finished. Now where is that applique flower sampler buried, anyway? Does it have any chives on it? Hmmm...





We encourage you to continue making your blocks and bringing them to the meetings. They generate a lot of interest but our numbers are down a bit. Don't become discouraged, keep trying.

Remember this experience will greatly benefit your quilt making skills and give you the confidence to move on to more challenging projects.

As promised things are about to get a little more challenging. There are not as many of my very tedious drawings to help you along and the instructions are not as detailed. Just pay attention to your details and remember the rules you have been following. **Don't forget your accent fabric.** one very beautiful block last month caught all the judge's eyes, it was their first choice—alas, no accent fabric...

Journey to Japan  
**JULY BLOCK OF THE MONTH**  
 Kurume Kasuri Haba ni Masumon

**Fabric Requirements:**

Fabric A: four 1½" sq.  
two 4½ sq.

Fabric B: two 1½" sq.  
two 2½" x 1½" sq.  
two 4½" x 1½" sq.

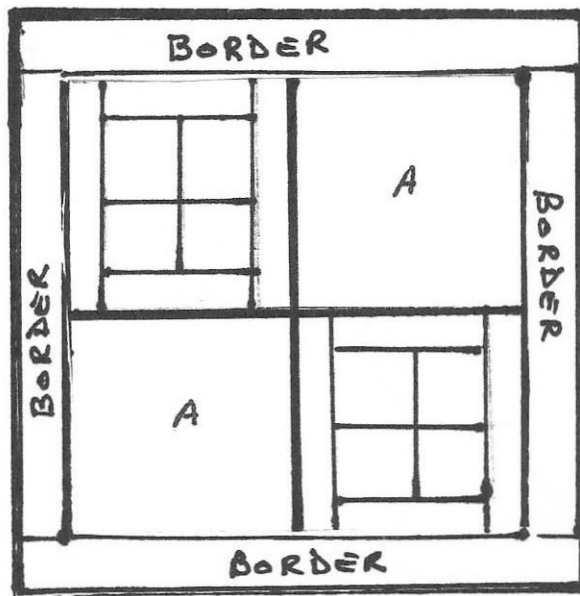
Fabric C: Same as B

Borders: two 8½" x 1"  
two 9½" x 1"

**Sewing Instructions:**

- 1) Sew one A 1½" sq. to one C 1½" sq. Sew one C 1½" sq. to one A 1½" sq. Make a four patch.
- 2) Sew one A 1½" sq. to one B 1½" sq. Sew one B 1½" sq. to one A 1½" sq. Make a four patch.
- 3) Each four patch should measure 2½" sq. each
- 4) Sew one B 2½" x 1½" on opposite sides of AB units. Sew one B 4½" on top and bottom of unit.
- 5) Sew one C 2½" x 1½" on opposite sides of AC units. Sew one C 4½" on top and bottom of unit.
- 6) Unit AB and Unit AC should measure 4½" each.
- 7) Sew one A 4½" sq. to unit AB. Sew one A 4½" sq. to unit AC.
- 8) Sew unit AB and AC together as a four patch. This unit should measure 8½" sq.
- 9) Sew one 8½" border to each side of unit. Sew one 9½" border to top and bottom of the unit.

The block should measure 9½" square. **Pin** your name and phone number to the corner of your block. Turn in at the July meeting.



# Journey to Japan

## AUGUST BLOCK OF THE MONTH

Chigai Kaku (Different angles)

**Fabric Requirements:**

Fabric A: two 7" x 1½"  
 one 5" x 1½"  
 one 2½" x 1½"  
 one 2" x 1½"

Fabric C: two 5" x 2"  
 two 3½" x 2"  
 two 3" sq.  
 one 2½" sq

Fabric B: same as A

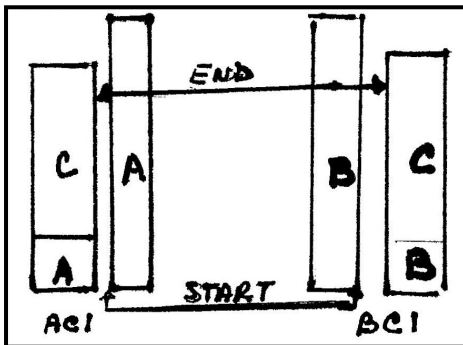
**Sewing Instructions:**

**Side units:**

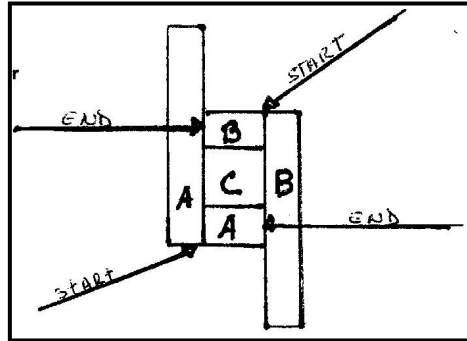
- 1) Sew one C 5" x 2" to one A 2" x 1½", press, this is unit AC1
- 2) Sew one C 5" x 2" to one B 2" x 1½", press, this is unit BC1
- 3) Sew one A 7" x 1½" to unit AC1 using a part seam (see diagram). Repeat with one B 7" x 1½" to BC1.
- 4) Sew C 3" square to the end of unit AC1 and BC1.

**Center unit:**

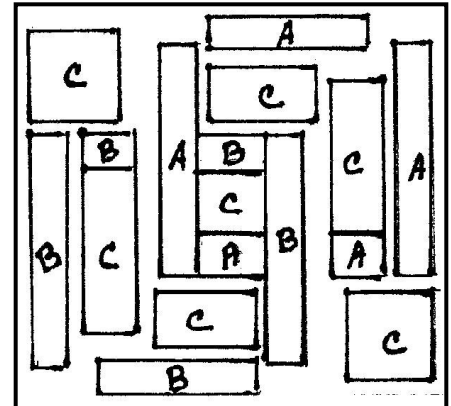
- 1) Sew one A and one B 2½" x 1½" to top and bottom of C 2½" sq. This is unit BCA.
- 2) Following the diagram, sew on A 7" x 1½" to the center BCA unit, using a part seam, end your seam as shown in the diagram. Repeat on the other side with one B 7" x 1½"
- 3) Pull the unsewn part of strips A and B away and sew a C 3½" x 2" to the ends of the unit.
- 4) Take the remaining A and B 5" x 1½", flip the unsewn pieces and complete the block by sewing all remaining seams. Press. Side units



Side Units



Center Unit



Final Assembly

**MEETINGS WITH SPEAKERS**

When we have a paid speaker at our meeting, your guests will be charged \$5. Non-members will be charged \$10 @ Quilt University.

Patchers At the LakeShore guild meetings are held the first Monday of every month at 6:30 p.m. in the family center of the Fellowship Church, 4200 E. Apple Avenue, Muskegon, Mi.

Members receive a newsletter 6 times per year: January, March, May, July, September, & November. newsletter deadlines are the 5<sup>th</sup> of the month preceding publication.

**MEETING CANCELLATION**

In case of inclement weather notifications will be sent to WZZM TV and WOOD TV stations. If at all possible an Email blast will be sent to members who receive their newsletters via email.

**TREASURER'S REPORT**

As of May 20, 2016

**CHECKING**

Beginning Balance \$5,551.77  
 Ending Balance \$5,448.40

**SAVINGS**

Beginning Balance \$10,200.31  
 Ending Balance \$10,200.31