

Patchers at the Lakeshore News

www.palsquiltguild.org

October 2017

PALS Quilt Guild Meeting

October 2, 2017

6:30 pm Meeting

Fellowship Reformed Church

4200 Apple Ave. Muskegon

2017-2018 PALS Board

Chairperson

Joy Lamphere*

Co-Chairpersons

LouAnn Mrotz*

Jami Harwood*

Secretary

Nancy Boxer*

Treasurer

Mary Warden*

Asst. Treasurer

Suzette Mattson*

Newsletter

Deb Taylor*

Resources

Kathy Myers*

Marketing

Deb Tilton* & Sue Webb

Membership

Karen Benham & Lisa Schooley

Historian

Kathy Preston

Baby Quilts

Jan Alder & Sheila Baldwin

Library

Barb Reynolds

Bee Keeper

Su Palmer

Lighthouse Liaison

Kay Wilton

Quilt Show (2017)

Mary Warden

Cheryl Berggren

Darla Parks

*Denotes Director

Next Board Meeting

October 23, 2017 6:30 PM

Next Newsletter Deadline

October 15, 2017

quilterscafe278@yahoo.com

From Your Chair-Joy Lamphere

*“Trick or Treat,
Smell my feet,
Give me something good to eat!”*

I remember this chant from my childhood Octobers. I'm not sure I was ever brave enough to really say it when I was out trick-or-treating, but we shouted it out on the playground!

The childlike enjoyment of the season (any season) is still there when I enter the quilt zone. I get excited about the colors each season brings and the various motifs inspired by the holidays – they can make me just as giddy as a youngster.

This time of year the oranges, golds and reds come to the fore. Do I pair them up with midnight blue? Or black? Lighten them up with an off-white background? Should I focus on Halloween themes? Or Fall and Harvest themes? Or bypass the theme all together and just use the colors for inspiration?

Whatever direction my quilting takes this season, I hope to have a bowl of my preferred sweets sitting there to brighten my day!

Meeting Cancellation Information

In case of inclement weather, notifications will be sent to WZZM-TV and WOOD-TV stations. If at all possible, an Email blast will be sent to members who receive their newsletters via email.

PALS HOSTS MARY HUEY IN OCTOBER



Mary is our last instructor of the year, and this is a wonderful opportunity for you to take a great class in Mastering the Feathered Star. If you have ever wanted to create a feathered star, this is your chance to make it with some excellent guidance from Mary. **Any questions or to sign up, please call Kathy at 231 798-3952 or email kathleenmyers68@gmail.com.**

MASTERING THE FEATHERED STAR

Monday, October 2, 2017

9:30am – 4:00pm

Quilted Memories, Montague

9919 US 31, (231) 893-0096

Bring a sack lunch as we only have ½ hour for lunch.

Double check your supply list to make sure you have everything. You might need an extension cord.

Cost for class: Members \$45 Non-Members \$50



October 2, 2017

Baby Quilts


Jan Alder & Sheila Baldwin

Looking forward to our distribution of the Charity/Baby quilts. Thanks to all who helped us reach 200 quilts. It is a huge undertaking and it takes all of us working together to make us successful.

November 6, 2017- PALS University: PALS University will be here before you know it! If you have a technique to share, a tool you love, or use of a special fabric or adornment, please let Joy Lamphere know and she can get you signed up for November shout4joy.geo@yahoo.com



December 4, 2017- Christmas Potluck



Membership

Karen Benham & Lisa Schooley

Please help us welcome our newest member who joined in September- Shirley Atchison. Our membership is now at 198 members. Sixty-seven of us enjoyed the beautiful "Ann Loveless Trunk Show" at our joint meeting with Lighthouse Quilt Guild.

Cancer Charity Raffle Quilt for October Meeting

"Bring your \$\$". This year's Cancer quilt is "The Ribbon Star" Quilt and the tentative price of tickets are \$1 each or 6-\$5. The quilt was made by the Bobbin Along Quilt Bee and quilted by Darla Parks of Elegant Stitches. The drawing will be held at our October 2nd meeting.

Show and Tell

One of the great things about being part of a quilt guild is being inspired by the work of your guild family. Yes, we are awed by the guest speakers, but they come and go. It is our fellow guild members who inspire us month after month. When we come to Show and Tell, this is where we can see what our neighbors have been working on and we can search them out and ask questions about color choices or techniques, making our own experience with quilting richer. It is also a time when we can encourage one another as we see growth in the quilter's skills as they share their work.

Please make this time more rewarding by taking part – if you have a finished quilt we would love to see it. And if you do not have a quilt to show, stay and be a cheerleader for those who do!

Marketing


The October meeting will be the last chance to order and prepay for PALS t-shirts. They are available in Lime, Sapphire Blue and Coral. Cost is \$18 for S,M and L. \$20 for 2X and 3X sizes.



Baby Quilt Pattern idea, Fun and Easy

Here is the link:

<http://quiltingdigest.com/this-baby-or-lap-quilt-is-a-super-quick-project/>




Over the next few months the newsletter will contain mystery quilt instructions – you should be able to make your own version to finish up in springtime!

Waiting for Spring Mystery Quilt

Finished quilt size 66" X 75"

The first step is to choose your fabrics. These instructions will be for a controlled color palette of four fabrics. You can adjust for scrappy by cutting shorter strips or even single pieces.

The design will look best with solids, small prints or tone on tones. Large or busy prints may lose the block designs. Choosing a medium and dark of the same color for Fabrics A and B is how the designer envisioned this quilt.



Fabric requirements:

Fabric A - Medium or Dark -3 yards

Fabric B – Dark or Medium -2 yards

Fabric C - Medium to contrast with fabric B - ¼ yard


Fabric D – light - 2 ¾ yard

Binding is not included in fabric requirements

Make sure you have contrast between your medium fabrics as well as your dark and light fabrics.

If you prewash your fabrics, starch or starch alternative is recommended to give your fabrics some stiffness and stability.

To make your cutting of strips and squares more efficient, I recommend the Stripology rulers by Creative Grids or the Shape Cut by June Tailor.



Another handy tool is the Quick Quarter, as there are plenty of diagonal lines you will be marking!

Remember to start your new project with a fresh needle in your sewing machine and a fresh blade in your rotary cutter.

Other handy items are a Sewing Machine, thread, marking tool, zip bags to sort and store units, rotary cutter, ruler, iron, quarter inch foot, scissors, seam ripper (unless you don't make mistakes) ... and

some chocolate.

When cutting pieces for the various steps, the instructions call for cutting fabric Width of Fabric (WOF) followed by sub-cutting these strips into smaller units. Read instructions carefully as there are different sizes and amounts that need to be cut in the various steps.

Several clues call for marking squares on the diagonal. Some of these squares will have sewing lines ¼" on either side of the drawn line and others will need to be sewn directly on the diagonal line. Please read each clue carefully so you use the correct sewing line.

©2017 Shout4Joy – used by permission

Volunteers Needed!!!

This is the time to step up and be a part of PALS leadership team!

Several positions will need to be filled and one of them might just be a good fit for your skills.

Be prepared to hear from your nomination committee...



Quilted Memories Inc

Quality Fabrics • Supplies • Machine Quilting • Classes

9919 Business US 31 • Montague, MI 49437

231-893-0096 • www.quiltedmemoriesmi.com

"Helping you create tomorrow's treasures"

Visit our website often for updated classes, events and sales!

PFAFF
Perfection starts here™
Sewing Machine Sales



Judith Kraker's Quilting

Long Arm Services

E-Mail: ikoijk@gmail.com

Website: Krakerquilting.com

PH: 231-286-1480

April-Oct: 689 Hess Lake Dr,

Grant, MI 49327

Oct - April: 8950 E Utah

Sun Lakes, AZ 85248



Knowledgeable People Fun Classes Great Sewing Machines

www.lakeshoresewing.com

Too Cute to Spook!

Join Certified Kimberbell Instructor Jennifer Kaulius for this terrific two-day event where you will complete 6 different projects.

You'll learn multi-hoop techniques, how to appliqué and paper piece in the hoop, placing zippers and more. You'll receive a class kit that includes all your supplies (fabric, ribbon, zippers, pillow forms, etc.), full color instructions, all project designs, an event collectible pin and more.

We even include lunch!

\$199 includes everything needed.

Classroom machines are available on a first come, first served basis.

Muskegon Lakeshore Sewing

Sept. 29 & 30, 9:30 a.m.-4:30 p.m.



Discount for guild members!

Show us this ad and receive 15% off your total purchase of regularly priced items.

Offer not applicable to classes.

PALS0917



Elegant Stitches

Longarm Quilting
Statler Stitcher



Darla Parks
13548 Greenbriar Dr.
Grand Haven, MI 49417
(616) 607-8122
ElegantStitchesLongarmQuilting@yahoo.com
www.elegantstitchesmi.com
Sales representative for
Gammill Quilting Systems



Get Quilted by Bruce
One Week Turn Around
Edge to Edge Quilting
2¢ per sq. inch
Includes Batting

- Many different quilt designs
- 25 thread colors
- Two Gammill Statler Stitchers
- We know the results will please you

Call Abbi May's for details
231 563.6861

"Of course I'm working!..."



It's a POWER TOOL
with thread.*



Your source for a great selection of top quality quilters fabrics, kits and so much more at discount prices that always save you money. We'll help you find everything you need to turn your vision into a fabulous quilted reality.

Classes! Have an idea for a class? Tell us about it.
Want a secret place to hide out and just sew?
Our classroom may be available. Call first to escape for a few hours.

2357 Holton Rd Ste B, Muskegon MI 49445
Hours: Monday-Saturday 10am-5pm-Closed Sunday
Email: Linda@abbimays.com/Phone: 231-563.6861



Come Sew With Us



We Are **EXCITED**
to **Announce...**
Every sewers
**DREAM COME TRUE...
MORE FABRIC!!!!**

Stop in to see all the new fabrics we have ordered. We are putting in new cabinets to be able to hold more fabric than we ever have had before.
We know you will be as excited as we are!



COMING SOON

August
American Quilt Society
AQS QuiltWeek
DeVos Place
Hope to see you there!

September
Dime Event
Inspiration Social- Software & Hooping Clinic
Visit our website for more information and to register. Seating is limited!

November
Anita Goodesign
Details coming soon!
Check our website.




Grand Rapids
3933 Plainfield
(Next to Big Apple Bagels)
616-363-1911

Wyoming
5316 Clyde Park Suite E
(Behind Armies)
616-531-4373

Muskegon
1910 Apple Ave
(Quarter Apple Mall)
231-773-8494

Lansing
428 Frandor
(Frandor Mall)
517-333-0500

Toll Free 888-363-1911

www.gallsewingvac.com